

DICK VET

news



DAVID ARGYLE
HEAD OF SCHOOL

INSIDE

US role for Professor Watson p4
Future of Veterinary Nursing p11

School fit for a Princess p5
Advances in Equine Imaging p17



Hill's Pet Nutrition supports the Dick Vet News

CONTENTS



Official Royal Opening for New Teaching Building

FEATURES

A VIEW FROM OUTSIDE 22

OUR MAN IN INDONESIA 24

REGULARS

NEWS 3

STAFF NEWS 10

RESEARCH NEWS 15

CLINIC NEWS 17

STUDENT NEWS 20

ALUMNI NEWS 26

Editor-in-Chief **David Argyle**
 Editor **Neil Wilson**
 Editorial Services provided by
Stephanie Brickman PR
 Cover Image **Douglas Robertson**

If you have any ideas or feedback
 for the **Dick Vet News** email
 Neil.Wilson@ed.ac.uk

The Royal (Dick) School
 of Veterinary Studies
 The University of Edinburgh
 Easter Bush
 Midlothian
 EH25 9RG
 Scotland
 t: +44 (0)131 651 7300

While we are grateful for the support
 of our advertisers, the appearance of
 products in this publication does not
 imply endorsement by the School.

MESSAGE FROM HEAD OF SCHOOL



Professor David Argyle

Dear Friends,

It is with great pride that I am beginning a five-year tenure as Head of School here at the Dick Vet. It's a real privilege to take on this role, especially at such an exciting moment in the School's history.

The last five years have seen remarkable progress in creating infrastructure and buildings which will see us through the next century. Following that period of intense growth we now face different challenges. We need to focus now on the people, staff and students, who make the Dick Vet what it is today.

The priority is excellence in clinical work, teaching and research. As well as creating the next generation of vets, I hope to work with the Roslin Institute to create a campus research-led environment. We also need to consolidate our financial position so we can embark on another period of growth.

I feel tremendously proud to be Head of School, representing the Dick Vet at

University and College level and working with such a fantastic group of people. I suspect that even the challenges are going to be fun.

Although my role does not require me to be on the road as much as my predecessor, I hope nonetheless to meet as many Alumni as possible and urge you all to keep in touch. Each Alumnus and Alumna is important to us as each one of you has contributed in some way to what the Dick Vet is today. We hope you will also be a part of its future.

Professor David Argyle

FOLLOWING IN THE FOOTSTEPS OF WILLIAM DICK

Professor David Argyle takes the reins

Oncology specialist Professor David Argyle has been appointed as the 22nd Head of The Royal (Dick) School of Veterinary Studies.

Professor Argyle takes up the role at a significant moment in the history of the School, following the relocation to the £42 million teaching building earlier this year.

His predecessors include such significant figures as William Dick himself, founder of the School. Also of note are

Professor Thomas Walley, who led the institution for twenty years from 1874 to 1894 and Professor O. Charnock Bradley, who served for 26 years from 1911 to 1937.

The outgoing Head of School, Professor Elaine Watson, is to be Vice President of Ross University and Dean of Ross University School of Veterinary Medicine and from February of next year she will be based in Miami.

The search for a new Head of School found the right match close to home.

Professor Argyle has been at the School since 2005 when he arrived to take up the William Dick Chair of Clinical Studies. Previously he had been Head of Clinical Oncology at the University of Wisconsin-Madison since 2002.

A native of Birmingham, Professor Argyle received his PhD from the Department of Veterinary Pathology of the University of Glasgow, where he also originally qualified. He then worked in the Department of Clinical Studies at Glasgow, ultimately becoming a senior lecturer in Clinical Oncology.

Professor Argyle took up his appointment as Head of School on 1st November. He is a member of the Royal College of Veterinary Surgeons, a European Specialist in Veterinary Oncology, a diplomat of the European College of Internal Medicine in Oncology and is co-scientific editor of the Journal of Veterinary and Comparative Oncology.

He has been Director of the Veterinary Oncology and Imaging Centre at the Dick Vet since it opened in 2009. His major research interests are cancer biology and gene therapy, telomeres and telomerase, cancer stem cells and stem cells in regenerative medicine. His most high profile work has drawn parallels between dog cancers and bone cancer in children.

Professor Sir John Savill, Head of the College of Medicine and Veterinary Medicine, praised the wealth of experience Professor Argyle brings to the post, saying: "This is a very significant time for the School with the major investment in the new building and all the opportunities that this brings, particularly in research. It's also an exciting time in the wider veterinary profession as the world's need for vets grows and evolves. We believe Professor Argyle is an excellent appointment and that the School will continue to go from strength to strength under his leadership."



William Dick – Inspiration from history

NEW ROLE AT ROSS FOR PROFESSOR WATSON

After eight years as Head of the Royal (Dick) School of Veterinary Studies Professor Elaine Watson is heading west to a new challenge in the USA.



Professor Elaine Watson will take up a new role at Ross University in 2012

I have some news of a significant change in my role! By February, just as the gloom of the Scottish winter seems unending, I shall be heading for the sun.

I'm taking up the post of Dean of Ross University School of Veterinary Medicine and Vice President of Ross University. I'll be based in Miami at the clinical training centre of Ross Medical School, but the Vet School itself is on the Caribbean island of St Kitts. So I'll be commuting between Miami and St Kitts, fortunately a great commuter flight connects the two locations.

Ross University School of Veterinary Medicine is the largest AVMA-accredited Vet School in the world. It's going to be very different in that it's a private institution with a non-traditional model of clinical training focused on 'Day 1 Skills'. Ross is

owned by DeVry Inc., one of the largest private providers of professional education in North America. I look forward to helping Ross build up a significant strength in research, and also to adapt some of the fantastic clinical training models that they have in the Ross Medical School, unparalleled in Europe, for use in veterinary training. Internationalisation of the School will be very much on my agenda, as will development of graduate programmes in collaboration with other Colleges owned by DeVry.

Alongside the differences, some things will also be strikingly familiar, especially as they are currently in the process of approving plans for new buildings to expand the campus by 50%, uncannily valued at \$45M (the Dick Vet Teaching Building and Oncology Centre cost £45M!).

It gives me great satisfaction to know that I'm leaving the Dick Vet with a fantastic future ahead of it. The new building has secured the School's position for the next 100 years, combined with its international profile and the strength of the Easter Bush Research Consortium, it really is on course to be everything a 21st century Vet School should be.

I fully intend to keep strong ties with the Dick Vet and will continue on the Board of the Marchig International Centre for Animal Welfare Education. And Scotland is still home and always will be. So it's not so much 'goodbye' as 'au revoir'.

I am, of course, no stranger to living in the US as I spent much of the 1980s at the University of Pennsylvania. I was recruited from there to the Dick Vet in 1991 by Professor Richard Halliwell, a past Dean, who initiated the process of modernisation of the School.

Of course I'll miss the heritage of Edinburgh. I'll miss those crisp autumn days and you never know, after three or four months of constant hot sunshine, I might yearn for a bit of drizzle.

I'll miss the staff and Alumni, and friends and clients of the School with whom I've been working very closely over the past eight years. I have always been struck by the warmth and commitment of Dick Vet Alumni, even when they're on the other side of the world. It's not possible to achieve what we've achieved at the Dick Vet without the strong support and advocacy of those individuals. And I would like to thank the Head of College and the Principal of the University for their confidence in supporting me in leading transformational change at the Dick Vet over the last eight years.

Lastly, I'd like to take this opportunity to wish you the very best until I see you again!

SCHOOL FIT FOR A PRINCESS

Official Royal Opening for New Teaching Building



The Princess Royal opened the Vet School's new £42 million teaching building on 27th September 2011. The Princess, who is Patron of the Royal (Dick) School of Veterinary Studies and now also Chancellor of the University of Edinburgh, toured the facilities which can accommodate more than 1000 staff and students and is one of the world's largest Vet School campuses.

The new building is situated alongside the school's large and small animal hospitals and includes lecture theatres and a library



HRH, The Princess Royal, opened the building on 27th September

fitted with the latest technology, as well as a clinical skills lab enabling students to practice on interactive man-made models.

Speaking at the Opening, Professor Elaine Watson said that the profession had changed dramatically in the last 20 years.

"The educational needs of the 21st century vet are very different from the needs of veterinary students in the past and vets need to be training for an international marketplace," she explained.

Veterinary care for large animals is now increasingly focused on the overall health of herds rather than individual treatments for single animals. There's more in-depth provision for pets. Added to that, global concerns such as the spread of disease across borders, has also encouraged a more international approach to veterinary education.

The building also makes it possible for the School to take on up to 180 new vet students each year to satisfy the increased need for qualified vets.

The new building is part of an investment of over £100 million in the development of the Easter Bush Campus in Midlothian, which includes a £60 million research building housing the Roslin Institute and the Scottish Agricultural College.

Treasures from the School's previous home at Summerhall in Edinburgh such as plaques, stained glass windows and statues have been rehoused in the new building. And the founder of the School, William Dick himself, takes pride of place in the atrium.

AFRICAN CHALLENGE RAISES FUNDS

Five trek to Africa to support Equine Hospital



Beth Munro on horseback in South Africa

The British Horse Society Scotland joined forces with horse riding holiday company Zara's Planet to organise the 'Ride South Africa Challenge' in June.

The sponsored riding holiday raised £6,000 for the Equine Hospital and was

such a success they are planning on going back next year.

Flying into Johannesburg, the group rode for seven days through the Waterberg region, each covering a minimum of 125 miles.

University of Edinburgh Alumni Officer, Beth Munro, was one of the five people from across Scotland who took part in the trek.

"There were too many amazing moments to name just one," confides Beth. "But a lasting memory will be arriving at camp after a long day in the saddle and eating around the campfire under the African stars. It was mesmerising."

Along with the moments to treasure, there was the challenge of up to six hours a day in the saddle and also meeting local wildlife.

"It's pretty scary coming face to face with a rhino running towards you, luckily we managed to get out of the way," laughs Beth. "It was a great experience overall and as a horse owner and client of the Dick Vet, I can see the benefit of improving facilities first hand. It was great to be able to give something back."

MARCHIG CENTRE OPENS

Mme Marchig comes to Edinburgh for Official Opening

The £2m Jeanne Marchig International Centre for Animal Welfare Education was opened in May by Mme Marchig herself. The centre aims to equip the next generation of vets to improve welfare for animals all over the world by fostering international collaboration, education and advocacy.

As an integral part of the Dick Vet, the Centre will deliver a wide range of educational initiatives for different audiences and cultures, as well as strengthening veterinary education on animal welfare. It will also prepare students at the School to work in different countries and address a variety of animal welfare concerns ranging from the care of working animals to that of wild animals, in captivity.

The Centre will also engage in political debate on animal welfare and protection, challenging the boundaries of what is currently legally acceptable.

Professor Natalie Waran, Director of the Centre, said: "Enhancing the animal welfare science content and incorporating more opportunity for ethical debate within veterinary education will give veterinary graduates the skills, knowledge and confidence to contribute positively to discussion on animal welfare issues."

The Centre has already forged links with welfare and veterinary organisations in China and India and is also planning to provide continuing professional development in the veterinary profession. See page 13 to find out more.



Mme Marchig speaking at the Centre's Official Opening in May

LAST OF THE SUMMERHALL



It was an emotional moment as Dr Robert Dalziel gave the last ever lecture at Summerhall on 17th May. The lecture on viruses and cancer was attended by 110 First Year students.

CHINESE OPPORTUNITY

In September 2008, a party of 36 students and staff from the Dick Vet spent two weeks at China's top Vet School, learning about veterinary medicine as it is taught and practiced in China.

Following two further successful visits, the School is looking into the possibility of another visit in early summer 2012.

If you are a current student, or recent graduate of the School, and would like to learn about traditional veterinary medicine in China, email Alastair Macdonald (Alastair.Macdonald@ed.ac.uk) or Jeremy Bradshaw (j.bradshaw@ed.ac.uk).

CPD WORKSHOPS FOR CHINESE VETS

Strong links being forged with Chinese veterinary sector

A range of CPD opportunities aimed at the Chinese veterinary sector are being provided by the new Jeanne Marchig Centre for International Animal Welfare Education.

In the course of Autumn 2011 Heather Bacon, the Centre's newly appointed Veterinary Welfare Education and Outreach Manager is delivering the CPD in China and Hong Kong.

"Initially we'll be running workshops within Universities on animal welfare science aimed at students but with faculty members attending," she explains. "The aim is to make this a sustainable workshop that can be adopted by the

faculty within Universities and delivered as a normal part of the veterinary curriculum."

Ties have been established with the South West University in Chongqing and China Agricultural University in Beijing.

Working alongside the SPCA, the Centre will also be running an animal welfare science ethics and law symposium in Hong Kong.

"The University is also developing a Masters course in International Animal Welfare," adds Heather. "It'll be a practical animal welfare Masters degree which touches on issues that are relevant in today's global society. Certificate and diploma levels will also be available."

"It's something we hope will appeal to the NGO sector in terms of upskilling their own staff. It also gives us the opportunity to arrange sponsorship for academics from Universities in other countries so they can upskill themselves, in terms of animal welfare science and hopefully deliver animal welfare curriculum in their own Universities."

There are plans to develop similar CPD in India in the near future.

To read more about Heather Bacon, our newly appointed Veterinary Welfare Education and Outreach Manager, go to page 12.

FREE CPD FILMS ONLINE



Dick Vet Alumna, Kimberly Palgrave, performs an ultrasound on a patient

BCF, the veterinary imaging technology company, has developed a series of online step-by-step instructional videos demonstrating how to perform a basic abdominal ultrasound examination in small animal patients. The films will be available free online thanks to their in-house vet Kimberly Palgrave, a Dick Vet Alumna.

The videos were produced in collaboration with The e-Learning Unit at The Royal (Dick) School of Veterinary Studies.

Kimberly Palgrave commented, "I am really passionate about encouraging vets to use ultrasound in their daily routine as a diagnostic tool. My aim for these videos is to give vets in practice a resource to develop their ultrasound skills. We are already busy developing further videos which will cover additional abdominal ultrasound techniques and how to perform a basic echo."

To see the videos go to www.bcftechnology.com or www.facebook.com/bcftechnology

LYON LINKS



Dr Stéphane Martinot, Director General and Dean, l'École Nationale Vétérinaire de Lyon joined Professor Elaine Watson to sign a Memorandum of Understanding (MOU) on 19th May 2011 at Easter Bush. The MOU will foster closer collaboration and exchanges of staff and students between the two institutions.

WILLIN POWER

Gene named for William Dick could control cancer



The new gene was identified by a worldwide collaboration led by Professor Frank Gunn-Moore (University of St Andrews), husband of the Dick Vet's Professor Daniëlle Gunn-Moore. He named the gene, Willin, after

originally identifying it whilst a postdoctoral researcher at the Dick Vet with Professor Peter Brophy.

Professor Gunn-Moore and his colleagues believe that the new gene may help control the development of cancers by stopping the activity of other cancer causing genes.

The name Willin incorporates William with other genes in the same family which end with 'in' (for example another gene is called 'Merlin').

Professor Gunn-Moore commented: "During my time at the Dick Vet, between 1998 and 2000, I was studying how nerve cells are insulated when they fire electrical signals. It was whilst I was performing this work that I identified a new gene sequence."

"For many years we did not know what Willin did, but we have shown that if this gene is switched on then it has the ability to de-activate other genes which are involved in the formation of cancers. At present we cannot tell what type of cancer is affected, but our work will lead to a better understanding of Willin's role."

The finding is published by Oncogene on Nature online.

AWARD FOR DAVID HUME

The Roslin Institute's Director, Professor David Hume, has become only the fourth non-US based person to win the prestigious Marie T. Bonazinga Award. The Award has been presented annually by the Awards Committee for the Society for Leukocyte Biology since 1980, for excellence in leukocyte biology research.

Speaking of the Award, Professor Hume said: "This is a very great honour for me and I'm delighted to have had my research acknowledged by my peers in this way."

The award was presented in Kansas City in September.



ANIMALS ASIA LECTURE

Jill Robinson MBE and Dr Heather Bacon gave a lecture on 22nd June at Easter Bush on the Moon Bear rescue campaign mounted by Animals Asia and the progress that has been made towards ending the practice of bear bile farming – www.animalsasia.org

DELEGATION VISITS INDIA

Professor Jeremy Bradshaw, Professor David Argyle and Dr Anna Meredith travelled to India in August to develop research links between The University of Edinburgh and leading Indian institutions. They met with Medical Schools, Veterinary Schools and other organisations related to zoo and wildlife medicine.

MUSICIANS SOCIETY

Dick Vet hope for composer in residence

The Dick Vet Musicians Society performed on Sunday 20th November at the Reid Hall in Bristo Square. The group which includes staff and students as singers and instrumentalists played carols, popular tunes and a composition by their conductor, Chris Hutchings, based on a poem by Walter Scott.

The group hopes to raise funds to engage Chris for a year as a composer in residence at the Dick Vet, to enable him to work with students and staff to create and perform pieces of music for the Dick Vet community and the public.

For details contact Andrew Gardiner Andrew.Gardiner@ed.ac.uk

NEW DIRECTOR OF ONE HEALTH

Dr Chris Low has taken up the position of Director of One Health, in charge of the innovative new MSc programme in One Health, which has been supported financially by Pfizer Animal Health.



The new MSc is designed to address the demand from graduates with both veterinary and medical degrees and also from intercalating students.

Dr Low, who was formerly the Manager of The Scottish Agricultural College's Animal Health Research Group, said the degree would provide professionals with the knowledge and skills necessary to work in a One Health framework.

"The course recognises the importance of interdisciplinary and multidisciplinary working and also how interrelated the human, animal and environmental sectors are," explained Dr Low.

"Students will graduate with comprehensive experience and generic skills relevant to careers in research or industry. These skills will enhance their ability to provide scientific advice on policy development and implementation, which is particularly relevant to Governments and NGOs."

The concept of "One Health" has become increasingly important in human and veterinary medicine in recent years and there is growing recognition that human and animal health are closely linked.

CONGRATULATIONS TO...

- Ana Jacinto and Anita Schwartz, who have successfully passed the European College of Internal Medicine (Companion Animal) General Exam.
- Dr Marcel Kovalik has been awarded this year's Ulli Runge Harms Award of the European Society of Veterinary Dermatology – European College of Veterinary Dermatology. Marcel receives a certificate and €1,300 for his paper on ciclosporin therapy in dogs with atopic dermatitis, which was published in the journal *Veterinary Dermatology*.
- Caroline Mosley received her BSc in Veterinary Nursing from Napier University in June 2011.
- Gemma Fraga successfully passed The European College of Internal Medicine (Companion Animal) Certifying Exam (Cardiology).
- Henrique Silva passed the RCVS Certificate in Small Animal Surgery.
- Donna Gaylor passed the City and Guilds exam in small animal nutrition at Telford College with distinction.



Donna Gaylor with Holden the cat.

THE FUTURE OF VETERINARY NURSING

The role of a veterinary nurse has changed over the last ten years and is still evolving
writes Caroline Mosely.

Today's young veterinary nurses are likely to act not only as support for the vets in their practice, but to be established in their own field, such as nutrition or early life care and to be ready to take on the job from their first day.

The traditional route for trainee nurses of joining a practice and learning on the job is beginning to be seen as no longer sufficient to produce the high quality nurses that are in demand across Scotland and the UK as a whole. A number of both degree and practical courses in veterinary nursing have arisen in the last few years but few manage to achieve the mixture of practical and academic training to fully prepare the trainee for their career ahead.

With this in mind, Telford College and The University of Edinburgh's Royal (Dick)

School of Veterinary Studies have joined forces to allow students at Telford College to work in the Dick Vet's clinical hospitals to gain their practical experience on a Level 3 Diploma in Veterinary Nursing.

Starting in October of this year, the programme has offered four nurse trainees the opportunity to attend Edinburgh's Telford College on a block release basis. The course is styled to be similar to an apprenticeship, allowing the nurses to gain experience but also to maintain an academic basis.

With the difficulties facing Further Education Colleges in the wake of Government funding cuts, this partnership with the Dick Vet allows Telford to continue offering their current courses and develop them further. The Dick Vet

supports veterinary nurse training with the appointment of a full time nursing tutor and is looking to expand its training facilities.

Telford College was founded in 1968 and is a Veterinary Nursing Approved Centre, accredited by the Royal College of Veterinary Surgeons.

The Dick Vet's clinical facilities are world class and the School itself is recognised as one of the leading centres for training veterinarians. This means that the trainee nurses will have the opportunity to see both first opinion and referral veterinary practice at its very best.

The picture shows (left to right) Kirsty Carlin, Martyna Godniak, Caroline Mosley, Emma Crombie and Kirsty Harley with Jay the dog.



NEW DERMATOLOGY INTERN

Ana Cecilia Marques, formerly a general intern at the Hospital for Small Animals, has returned to the Hospital as a dermatology intern. Ana is a graduate of the Faculty of Veterinary Medicine in Lisbon, Portugal.

LADIES' CIRCLE TALK

Professor Daniëlle Gunn-Moore gave a talk on cat welfare and psychology at a fundraising lunch held by the Ladies' Circle at Edinburgh Zoo. The event was attended by 90 guests from all over the country and raised more than £400 for Parkinsons UK and Myeloma UK.

VETERINARY WELFARE EDUCATION AND OUTREACH MANAGER FOR MARCHIG CENTRE

Heather Bacon joins the Dick Vet

Heather's career began with an aspiration to be a wildlife vet. She graduated from Bristol with an additional intercalated degree in Conservation Medicine from the University of Liverpool and went into mixed practice for a couple of years.

"My first introduction to welfare work was in Ethiopia at the Donkey Sanctuary's Clinic. That was a real 'eye opener' in terms of the cultural and social issues that surround animal welfare. The lives of animals are often really hard but the lives of the people living with them are really hard too. You have to look at things in context."

Following that she spent some time in Rwanda, Congo and Uganda doing primate work, before ending up based in China and Vietnam working for Animals Asia.

"I worked for Animals Asia for four years focused on the trade in bear bile," she explains. "We rescued and rehabilitated bears from bear farms where they are kept in pretty horrendous conditions. We were also doing dog and cat work and some veterinary training."

Then in 2008 Heather and colleagues found themselves just 30 miles from the epicentre of the Szechuan earthquake that killed 80,000 people and devastated the local area.



Heather delivers CPD for Chinese vets

"We did quite a lot of outreach after the earthquake in terms of rabies prevention. A lot of people had been made homeless and so stray dogs became a big issue. Unfortunately the local authorities in China tend to respond to rabies outbreaks by culling, which is normally beating to death, dogs in a 5km radius of an outbreak. We ran

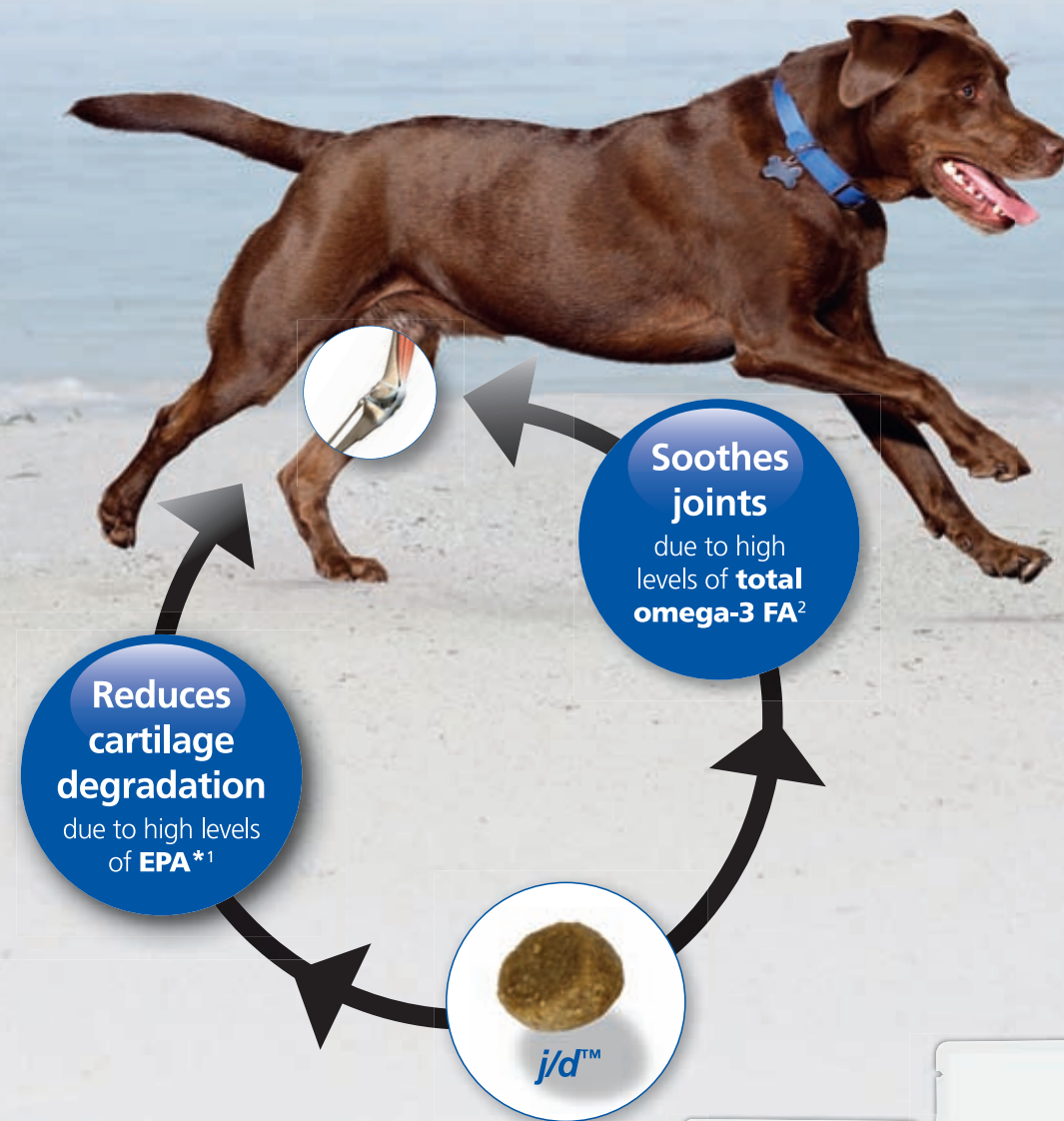
a dog fostering and vaccination programme and managed to avoid any negative repercussions to dogs after the earthquake."

While she says she's glad to be back in the UK, Heather adds, laughing, that she's been on the road ever since she arrived back: indeed the new job involves a great deal of travel. Currently she is making frequent trips to India, China and Hong Kong as well as within the EU.

"When the opportunity came up to work for the Jeanne Marchig Centre here at the Dick Vet it was really exciting for me," she confides. "It links in with what I've come to believe, which is that education is the key to animal welfare. This job really gives me the opportunity to take the skills I've learned overseas and then apply these in a more sustainable manner, so we can raise the profile of animal welfare science within the profession across the world."



Help interrupt the cycle of osteoarthritis with Hill's™ Prescription Diet™ j/d™



NEW

*Enriched with Glucosamine
and Chondroitin Sulphate*

**j/d™ Canine is the only pet food
which is clinically proven
to improve mobility in 21 days^{3,4**}**



Efficacy supported by 3 studies published in JAVMA*

For more information, contact your Hill's Territory Manager or our Helpline on 0800 282438 / 1800 626002 (ROI)
or visit www.hillspet.co.uk / www.hillspet.ie



Vets' No.1 Choice™

References: 1. Caterson B, et al. in: Proceedings, Hill's European Symposium on Osteoarthritis and Joint Health 2005; 14-18. 2. Frantz N, et al. J. Vet. Int. Med. 2010; 24: 718 Abstract 156. 3. Fritsch D, et al. J Vet Intern Med 2010; 24:1020-1026. 4. Sparkes A, et al. Data on file 2009.
* j/d™ Canine **28 days for j/d™ Feline in cats



CRACKING HYPERTHYROIDISM: A MEASURED APPROACH

New research and opinions from leading experts suggest that a measured approach is essential when treating feline hyperthyroidism. Felimazole offers a low starting dose and small dose adjustments.

With nine possible dose combinations, it has the flexibility you need to keep your patients euthyroid.

View the **NEW** research and opinions now at:

www.dechra.co.uk/hyperthyroidism



Felimazole[®]

Because no two cats are the same.

Felimazole contains thiamazole. UK: **POM-V** IE: **POM**

For further information contact: Dechra Veterinary Products Limited, Sansaw Business Park, Hadnall, Shrewsbury, Shropshire, SY4 4AS. Tel: +44 (0)1939 211200 Fax: +44 (0)1939 211201 Dechra Veterinary Products Limited is a trading business of Dechra Pharmaceuticals PLC. www.dechra.com Use medicines responsibly: www.noah.co.uk/responsible


Dechra
Veterinary Products

WELLCOME AWARD FOR PEDIGREE CHUMS

Dr Andrew Gardiner will be working with a team of colleagues from the University of Manchester's Wellcome Unit for the History of Medicine and the Faculty of Life Sciences on an interdisciplinary project entitled "Pedigree Chums: Science, medicine and the remaking of the dog in the twentieth century".

The project will examine changing ideas of breeding, feeding and training and will lead to a series of books investigating the central position of the dog in the history of veterinary and human medicine.

Dr Gardiner, who is a historian of science, technology and medicine as well as being a vet, said: "I hope the project will contribute to public debate about the welfare of dogs in many different contexts and acknowledge the amazing transformation that has occurred in canine medicine and surgery in the twentieth century."



Dr Andrew Gardiner and chum

"I want to see veterinary and comparative medicine placed at the centre of the thriving inter-disciplinary field of Animal Studies," he continued. "Animal Studies brings together researchers

across the sciences, social sciences and humanities to look at human-animal relations in new ways."

The project has been awarded a Wellcome Trust Project Grant of £493,500.

INNOVATIONS IN TREATMENT OF SINUSITIS

Clinical research from the Equine Hospital

The Dick Vet Equine Hospital has an international reputation for its studies on equine upper respiratory tract disorders, including sinusitis.

Equine surgeons Professor Padraic Dixon and Miss Safia Barakzai, have just completed a further survey of 200 of its



Safia Barakzai conducting a procedure

most recent sinusitis patients and three papers from the results of this survey, the largest ever published, are currently in the Equine Veterinary Journal and The Veterinary Record.

Horses with purulent unilateral nasal discharge (discharge of pus from one nostril) that don't respond to antibiotic treatment are most likely suffering from sinusitis. The results show that antibiotic therapy had been unsuccessfully administered to 97% of cases prior to referral.

The causes of sinusitis included primary sinusitis that were subdivided into subacute (lasting less than two months) and chronic (lasting more than two months). Dental related sinusitis was the next most common with other causes such as cysts, trauma, tumours and fungal infection. A previously unrecorded finding was the presence of fistulas from the nasal

cavity into the affected sinus in 13% of cases. The study uniquely also identified exactly which of the six different sinus compartments were affected in all cases.

When possible, primary sinusitis cases were treated with minimally-invasive procedures, using a small opening into the sinus. When sinus surgery was necessary, most cases were operated on under standing sedation which causes minimal haemorrhage and so allows a relatively blood-free field. It also removes the small risks and the costs of general anaesthesia. Most infected teeth were orally extracted to reduce post-operative problems.

Long term follow up of these cases showed a much improved outcome compared to previous studies. Excluding sinus neoplasia, 91% of the sinusitis cases were reported to be fully and 7% partially cured.

FLU FREE FOWL

Breakthrough could prevent future bird flu epidemics



GM chickens don't transmit bird flu

Scientists at the Roslin Institute have developed genetically modified chickens which don't transmit bird flu to other chickens. The team was led by

Professor Helen Sang collaborating with Dr Laurence Tiley from the University of Cambridge.

The development, which was funded by the BBSRC, represents a significant step towards reducing the risk of bird flu epidemics which could lead to new flu virus epidemics in the human population.

To produce these chickens a new gene was introduced which manufactures a "decoy" molecule. The virus is tricked into recognising the decoy molecule instead of the viral genome and this interferes with the replication cycle of the virus. In practical terms the birds get sick but don't pass it on.

HOW CHICKENS KEEP THEIR COOL

The Transylvanian naked neck chicken has a naked neck because of a complex genetic mutation, according to research by a group at the Roslin Institute led by Denis Headon.

They found that a vitamin A derived substance produced around the bird's neck enhanced the effects of the genetic mutation. This causes a protein – BMP 12 – to be produced, suppressing feather growth and causing the bird to have an outstanding bald neck.

The findings could help poultry production in hot countries, including in the developing world because chickens with naked necks are much better equipped to withstand the heat.

SUMMER RESEARCH PROJECT POSTER EVENING

Undergraduate students who completed research projects during the summer of 2011 were given the opportunity to share their findings with fellow students and staff at a poster evening held at the Roslin Institute Building on 26th October.

Students spent six to eight weeks carrying out a wide variety

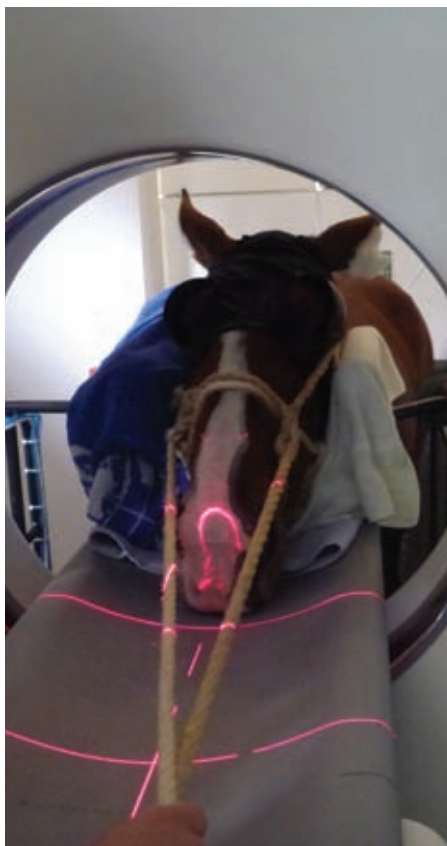
of research projects. Titles included: A study of anthelmintic efficacy and nematode management strategies in equine yards in Scotland; Function and regulation of genes which affect body size and heart development in mammalian species and Adaptations of the neuroendocrine system: hormonal and neural regulation of reproduction and behaviour.



Pictured from left to right: Front: Ammee (Mele) Charbonneau (4th Year); Maisara Mohamad Maidan (4th Year); Dr Sally Anne Argyle, Senior Lecturer in Veterinary Pharmacology and Therapeutics and Undergraduate Research Track Co-ordinator; Jennifer White (5th Year); Becky Marr (5th Year); Emily Casey (3rd Year) Back: Helen Barrett (5th Year); Sheena Tarrant (4th Year); Camilla Hindar (3rd Year); Bobby Kirby (5th Year).

WHEN THE IMAGE MAKES THE DIFFERENCE

New diagnostic technologies at the Dick Vet Equine Hospital



A horse is scanned for diagnosis

By Safia Barakzai and John Keen

Over the past year, we have seen significant technological advances in the Equine Hospital with the introduction of three new state-of-the-art diagnostic imaging facilities. Computed tomography (CT) is used for standing and anaesthetised horses, whilst a new respiratory endoscopy system allows examination of horses being exercised overground. We are also using a Vivid E9 ultrasound scanner incorporating 4D technology.

These up-to-the-minute imaging methods are being used to provide the best possible diagnostic services for our clients, patients and referring vets. They will also provide considerable clinical research

opportunities and allow undergraduate students to benefit from exposure to contemporary diagnostic imaging methods.

Together with our existing equine imaging methods, which include computed radiography, standing magnetic resonance imaging, and (static) videoendoscopy systems, we now provide a true focus on imaging excellence.

COMPUTED TOMOGRAPHY

In horses, CT has been used increasingly as a diagnostic tool over the last 15 years, but the drawback was the need for general anaesthesia.

Now, we can perform CT examinations of the head and neck of standing sedated horses, which is a major breakthrough. Our Siemens spiral CT scanner can be used to obtain high quality 3-dimensional cross-sectional images, which eliminate the problem of superimposition of anatomical structures that makes reading skull radiographs of horses particularly challenging.

In clinical practice, use of the CT is reserved for cases which are complex and/or for which the results of other investigations are inconclusive. In such cases CT becomes a fundamental tool for both diagnosis and surgical planning.

We also have the option of performing CT examinations in anaesthetised horses, for instance where CT imaging of a limb is indicated.

OVERGROUND ENDOSCOPY OF THE UPPER RESPIRATORY TRACT

For some horses that present with abnormal respiratory noise and/or poor performance, evaluation of the larynx and pharynx whilst the horse is exercising is necessary in order to make a diagnosis. Most "dynamic" upper airway disorders are simply not present when the horse is breathing quietly. Such disorders include

dorsal displacement of the soft palate, axial deviation of the ary-epiglottic folds, dynamic vocal fold or arytenoid cartilage collapse (RLN) to name only a few.

The soft tissue surgery team have over 10 years experience of exercising endoscopy in performance horses, and have produced multiple publications on the subject. Historically exercising endoscopic examination was performed with a static videoendoscopy system and the horse exercising on a high speed treadmill, but recent advances in endoscopic technology mean that now, we can record a video image of the airways of horses being ridden or driven under their normal exercising conditions. Respiratory sounds can also be recorded. Sports horses or riding horses can be examined in a riding arena, and racehorses are examined during fast work at a gallops or racetrack.

DIAGNOSTIC ULTRASOUND

Ultrasonography technology has improved phenomenally since the first machines were used in equine medicine and surgery to image tendons and the reproductive tract. The Equine Hospital has recently acquired a new ultrasound scanner, the Vivid E9, making us the only veterinary hospital in Europe to have such up-to-date technology.

This new machine gives us even better imaging quality and is especially useful for evaluating hearts, abdomens and the musculoskeletal system. The functionality of the E9 is also much improved, and it is equipped with 4D technology allowing real time imaging of 3-dimensional structures. This makes it particularly exciting for cardiac applications such as measuring heart chamber volumes, and heart valve thickness and structure. This new machine promises to be a really useful clinical, teaching and non-invasive research tool.

A THOROUGHLY MODERN PATHOLOGY UNIT



Dr Chris Palgrave with a group of students in the new post mortem room

“You can experience pathology without the smells,” laughs Chris Palgrave, a Lecturer in Veterinary Pathology, describing the new, state-of-the-art post mortem room with viewing gallery. **“People can even bring their sandwiches to our new, weekly ‘show-and-tell’ lunchtime pathology rounds (and some do!)”**

The viewing gallery is behind glass with seating for up to 40 people. Screens transmit images from a camera over the post mortem table and hand held cameras can be used for close-ups.

And spectators never know quite what they’ll see as the VPU (Veterinary Pathology Unit) treats a huge range of species.

“There are mice, rats and small furrries,” says Chris, “then dogs and cats, chickens, reptiles and on one occasion there was a rhino.”

The post mortem room is just one aspect of the VPU which is situated in the centre of the new teaching building. Microbiology, clinical pathology, histopathology and necropsy are all located along the same corridor. Together

they provide a diagnostic service, student teaching and biomedical research support.

The VPU also provides a specialist neuro-muscular pathology service and samples are sent to Edinburgh from all over Europe.

A wide variety of students use the facilities from undergraduates to Masters students. The unit also provides training for the next generation of pathologists studying for exams for the Royal College of Pathologists and the European College of Veterinary Pathology.

“These facilities make us a thoroughly modern teaching and diagnostic facility,” enthuses Chris. “As well as teaching, we provide a diagnostic service for the Small and Large Animal Teaching Hospitals and for clinics in the Edinburgh area and beyond. We also support research on the Easter Bush site. We really are a core resource.”

Pathology has also been updating itself in the virtual world with its very own Facebook page. This is an interactive forum for discussing pathology and engages students using social media, creating an international veterinary

pathology community. Go to www.facebook.com/dickvetvpu to see for yourself.

You’ll find details of the Pathology Seminar series at www.bsvp.org

FUNDS FOR HOMELESS ANIMAL CLINIC

The animal protection charity One Kind has very kindly agreed to make the Dick Vet’s homeless animal clinic the subject of its Christmas fundraising appeal this year. The funds raised will buy useful practical presents such as blankets, baskets and dental kits.

The clinic takes place at Dunedin Harbour Hostel in Leith, an open access hostel for the homeless that also accepts pets. It’s estimated that hundreds of homeless people in Edinburgh have pets.

MUFFIN MAN BACK ON FORM

Insertion of pacemaker in an eleven year old cob

Muffin Man presented in late Summer 2010 with a serious heart problem – bradycardia – that was making it hard for him to exercise. Clinical investigation revealed that he had an unusual condition called pathological (2:1) second degree atrioventricular block (AVB).

Although Muffin Man appeared normal at rest, his heart rate responses to exercise were approximately half of those observed in normal horses. His heart simply couldn't beat fast enough.

Echocardiography and other tests failed to reveal a specific reason for this bradycardia and medication with anti-inflammatory drugs caused a transient but incomplete resolution of the block.

So following discussion with the owners, insertion of a transvenous pacemaker was attempted.

Pacemakers are rarely inserted into horses, mainly due to the infrequency of such clinical problems but it is also a technically challenging procedure. The operation required considerable planning and a large team, including experts in equine, small animal and human cardiology, along with dedicated anaesthesia and technical support. Muffin Man had a pacemaker inserted using a standing transvenous procedure in Spring 2011. He is currently back in work, enjoying life to the full and recently claimed first prize in the ridden cob class at the Border Union Show!



Muffin Man – Prize-winning cob

WILD HORSE AND PONY HERD WELFARE

Staff and students take part in largest external operation ever



Students, vets and Royal Marines worked together on the operation

Earlier this year the School, World Horse Welfare (WHW), The Royal Marines and HorseBack UK, teamed up to round up almost 100 semi-feral horses and ponies in Aberdeenshire.

The horses and ponies had belonged to an elderly farmer who had become unable to look after them and contacted World Horse Welfare. In the 1,000 acre farm the horses and ponies had separated into different herd groups, made up of stallions, mares and foals. The animals had bred to the point where

the land could not sustain them.

As this was the largest external operation ever undertaken by either the School or World Horse Welfare, anaesthetists from the Dick Vet made advance trips to the farm to plan the operation with the World Horse Welfare team, resulting in the design and construction of a coral and chute system to control the movement of the horses and enable access for the anaesthetists.

The herds were rounded up in just two days by World Horse Welfare staff and Royal Marines on foot, as well as HorseBack UK representatives riding their own horses. The horses were then brought safely to the Dick Vet anaesthetists led by Juliet Duncan, and surgeons and students led by Professor Paddy Dixon.

The Dick Vet team anaesthetised almost a hundred horses over a two day period, performing forty-five closed castrations and aborting the female

horses in early pregnancy. All horses were deloused and microchipped by Moray Coast Vet Group to provide passports for all of the animals and World Horse Welfare farriers trimmed any overgrown feet.

The process was difficult and dangerous as Paddy explained. "It was a pretty hectic process. Some of the students were up at five in the morning helping to round them up and it was 12 hour days for some. The animals had never been handled before, and so getting them in the crush and anaesthetised was hard work for the anaesthesia team. The adults were mixed up with the foals and some stallions tried to jump out of the seven foot high crush – we were concerned that some of the horses or foals would get hurt, but fortunately no horses or personnel got injured." The exercise provided great clinical experience for the Final Year students who each helped anaesthetise and then perform many closed castrations.

60 YEARS OF EXMOOR PONY TREKKING AND APPRECIATION

It all started back in 1952 when Professor of Anatomy, Jimmy Speed, donated a herd of Exmoor ponies to the vet students. This summer EUEPTS (Edinburgh University Exmoor Pony Trekking Society) is to celebrate 60 years of "Exies at Edinburgh" and would like to hear from former trekkers and trek leaders who might like to join the fun.

According to student Emily Hale, there are many ways to get involved: "We would love to hear from Alumni who have memories of the ponies and would like to share their experiences. We'd also like Alumni to join the party, which promises to be a really special evening. Of course donations are also always welcome, with all monies going towards the maintenance of the herd."

For information about the party or booking a trek go to: www.exmoorponytrekking.co.uk, e-mail exmoorponytrekking@hotmail.com or call 07582 834171.



60 years of Exmoor pony trekking at The University of Edinburgh

STUDENTS AND STAFF BID FOR SOCCER STARDOM

Students and staff showed off their soccer skills in a series of matches on Sunday 30th October. The games, which took place at the University's Playing Fields at Peffermill in Edinburgh, were keenly contested affairs with sport being the ultimate winner!

Vet Student President, Eddie Baker said: "Both students and staff thoroughly enjoyed the event which turned out to be such a success that we are hoping to arrange some more matches for next year!"

Pictured in action is Graham Pettigrew as he heads the ball to teammates Alex Seguino and David Collie, with Daniel Duffy defending for the students' side.



CLINICAL EXPERIENCE IN CYPRUS

Fourth Year Student, *Shannon Lee Thorell*, saw practice in the sun

This past Easter break I spent two weeks working at Paphiakos & CCP Animal Welfare, a registered charity in Paphos, Cyprus. During my time there I gained a huge amount of hands-on clinical experience.

The staff are dedicated to providing the best level of care for the animals of Cyprus with the resources that are available to them. They are very supportive of students learning and fully encourage you to participate from day one so you gain the most out of your time.

The veterinary clinic sees both private clients and cares for the charity's shelter

animals, in addition to neutering cats brought into the clinic as part of a trap, neuter, and release programme. You see a wide variety of cases throughout the day. I learned a lot from my time there and was able to perform multiple cat spays and castrations, in addition to assisting with dog neuters and monitoring anaesthesia. I even ended up sponsoring one of the shelter puppies that I had grown quite attached to and whom we affectionately named "Dr Puppy." I thoroughly enjoyed my entire time at Paphiakos and am extremely grateful for the experience that I gained in such a short amount of time.



Shannon Lee Thorell in Paphos

STUDENTS FROM UNIVERSITY OF ANTIGUA JOIN THE DICK VET

This year is the first year that students from Antigua have come to the Dick Vet writes Stephanie Ravin. We are all from North America originally, but spent three semesters studying veterinary medicine at The American University of Antigua's College of Veterinary Medicine and Biomedical Sciences (CVMBBS).

We have transferred into the third year of the programme here and will be staying to graduate with the class of 2014. Our degrees will be from the Dick Vet. We all have previous undergraduate degrees from various institutions in the United States. I received a Bachelor of Science in Psychology from the University of Pittsburgh.

The Royal (Dick) School of Veterinary Studies is different from my previous veterinary school in that it is both AVMA and RCVS accredited. CVMBBS is a fairly new school that has only been open for a year and a half, so they are not yet accredited. It is nice that after I have graduated from Edinburgh, I will be able to practice almost anywhere in the world.

Scotland has been amazing so far, I am really enjoying myself. The history of this city and the country are incredibly fascinating. The weather adjustment has been the biggest thing for me so far, having lived in Antigua for a year where the sun is always shining and the temperature is always hot. Otherwise, this country is awesome!

WILLIAM DICK GOLD MEDAL AND PRIZE WINNER



John Vernon was awarded the William Dick Gold Medal and Prize by Vice Principal, Mary Bownes, at this Summer's veterinary graduations. The medal is awarded each year to the most distinguished BVM&S Graduate of the Year.

A VIEW FROM OUTSIDE

Throughout a successful career in large animal veterinary research, Class of 1959 Alumnus *Ernie Logan* has always remained a staunch supporter of the School. Here he writes of his career and why vets need to be curious.



Dr Ernie Logan meets the Princess Royal in the Ulster Room on her recent visit

My time at the “Dick Vet” is a story in itself. There were only about 200 students in total and very quickly you came to know everybody.

I seemed to get involved in most activities. I played soccer and captained the club from 1957 to 1959. I was pushed into the Veterinary Students Committee (VSC) and in Final Year was President. The VSC organised the Saturday night dances which provided funds for all the clubs and societies. Many romances began in the first floor hall.

There was also a freshers social and the various departments and student years put on shows.

When one got into Final Year one felt special – you had made it – and to confirm it you wore a special tie – designed by a Final Year student.

There were two highlights in Final Year. One was the beer and skittles match between Final Year and staff. Traditionally this match was played in the Sheep’s Heid. Sausage rolls and beer were plentiful. If you missed the skittles you had to drink a pint of beer in one gulp. As the evening wore on, more and more people missed the skittles.

The other was the Final Year Dinner – it was an “unmissable” evening, a grand black tie do. The formal part of the evening finished with the singing of the Dick Vet anthem – a rich part of Dick Vet heritage. Final Year students then retired to Summerhall Square where the horse was suitably bandaged. One had to climb out of a window and walk along a ledge 20ft above the ground to get to him.

After graduation I spent nine years in large animal practice in Northern Ireland and then I got the opportunity to go back to the Dick Vet Surgery department to study the interaction between colostrum immunity and E.coli infection in calves.

Initially, I was supposed to carry out a field trial using a new product – Immunoglobulin M – only recently isolated – which was fractioned from blood collected in the slaughterhouse. After some major problems, and with the help and advice from Dr John Penhale, I got to the bottom of the problem and was able to protect calves from colisepticemia. As a consequence, in collaboration with Dr Robin Bywater and later with Dr Geoff Pearson, we were able to look at fluid excretion and absorption and later show that intestinal pathogens caused stunting of villi. These findings changed the whole treatment rationale from antibiotics to fluid therapy.

From Edinburgh I went to the Department of Agriculture Northern Ireland to work in the Veterinary Research Laboratory as Head of Immunology. There I continued my research into neonatal disease in calves and later took over the Mastitis department. In 1990, I joined the Milk Marketing Board NI with the remit to improve milk quality by reducing the somatic cell count and the total bacterial count. In the end the quality had so improved I put myself out of a job!

In 1992 I set up my own company, Giltspur Scientific Ltd, to manufacture and distribute a plastic shoe – Cowslips™ which I had invented as a treatment for lameness in cows and is now available worldwide. Then a few years ago I set up Linnodee Animal Care, a laboratory that produces diagnostic kits. They are now used throughout the UK in cattle herd accreditation schemes. There is also a human kit for the diagnosis of leptospirosis (Weil’s disease).

For some years now I have enjoyed being involved in fundraising for the Dick Vet and felt I should cement the close relationship between Ulster and the School. I suggested to Professor Elaine Watson that we should have an Ulster Room and Ulster graduates raised £20,000 for the Room. I donated paintings from some very well known Ulster artists and they are now hanging in this tutorial room.

When I return to the new facilities at Easter Bush, I see the wonderful equipment now available to help one make an accurate diagnosis. Anaesthesia is now so advanced that it allows long complicated life-saving operations to be performed and many machines are available to diagnose the site of lameness; whole body scans are commonplace.

However, equipment is only as good as the person using it and the skill of the individual operator is still paramount. Despite these technological advances nowadays, I think it is just as important that vets retain their curiosity. Research should be encouraged by veterinary colleges and I feel it is important that there is a sound career structure for those who wish to pursue research for the further development of the veterinary profession.

Now even **tastier** than its key competitor¹



- New taste preferred by **59% of dogs** and **61% of cats**¹
- Clinically proven to reduce body fat by **22%** in just **8 weeks**^{2,3} for dogs and **20%** in just **12 weeks**³ for cats

For more information ask your Territory Manager or ring
Customer Services on **0800 282438 / 1800 626002** (ROI)

 www.hillsweightloss.co.uk

 www.hillsweightloss.ie



vets' no.1 choice™

References: **1.** Dry formula taste test on 100 dogs and 100 cats vs key competitor. Dec 2010. 34% dogs preferred key competitor, 7% no preference. 35% cats preferred key competitor, 4% no preference. **2.** Yamka RM, Frantz NZ, Friesen KG. Effects of 3 canine weight loss foods on body composition and obesity markers, *International Journal of Applied Research in Veterinary Medicine*, 2007; 5 (3): 125-132. **3.** Hill's data on file.

™Trademarks owned by Hill's Pet Nutrition, Inc. ©2011 Hill's Pet Nutrition, Inc.

OUR MAN IN INDONESIA

Alan Wilson looks at wildlife and eco-tourism and the challenges he's taken on instead of retiring.

There is no doubt that the Dick Vet trains its students for all types of challenges. After a career in many aspects of veterinary science, instead of retiring, my wife and I decided to pioneer a company called Ecolodges Indonesia (ELI). We aim to use wildlife tourism through sustainable job creation, using local people with no training in tourist or hotel management, as a Conservation measure. This approach has been widely used in Africa for many years.

ELI now employs over 150 families directly and many hundreds indirectly in six Ecolodges on the edge of five national parks on the islands of Bali, Borneo, Flores, Sumatra and Java. After a very difficult start we now have attracted guests from 77 countries of the world, including many scientists and politicians.

Indonesia is one of the most beautiful countries on earth and after Brazil has more rainforest than anywhere else. However, the situation is changing fast with massive oil plantation development, logging (both legal and illegal), mining (both legal and illegal) and most importantly a large increase in human numbers. All these factors have greatly impinged on the 36 national parks

of Indonesia. This, combined with a massive increase in the middle class using precious resources, has led to a now critical situation with regard to water and land use in relation to conservation of biodiversity of the country's habitat. Now there are many vital species of both fauna and flora on the "critically endangered" list.

ELI is no ordinary company as we engage with all local stakeholders using Green Globe principles for eco-tourism. The latter demand strict adherence to a large number of eco-principles including the fair employment of local people, efficient use of renewable energy, recycling of waste including composting, support of local businesses, an education programme for stakeholders, open, fair and transparent management, establishment of special conservation project funds, an annual plan which shows progress in cutting down on the use of fossil fuels and increased use of clean energy, and many other factors.

The company has made great headway in showing the importance of conservation related to job creation and has attracted over 50,000 visitors to our lodges since we opened our first lodge in 1996 in Bali. The economic and social benefit of these



Komodo Dragon



An Ecolodge

guests to the outlying areas of the lodge has been enormous and very effective in delaying ecological destruction. Our main attractions are a friendly and respectful welcome; a family atmosphere which allows you to enjoy and appreciate the local culture; comfortable and clean accommodation and excellent service with dishes from the surrounding areas and unique cultural experiences.

You can also view some of the most endangered animals on earth – komodo dragons, orangutans, proboscis monkeys, sumatran elephants, rhino and tiger, sun bears, tapir and many endemic bird species.

At the same time, guests know their hard-earned funds are being used in a very positive way as tools for poverty alleviation and the conservation of vital world habitat.



An orangutan mother and baby


For further information go to
www.ecolodgesindonesia.com



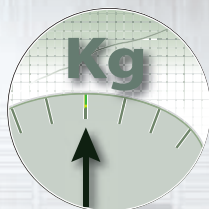
NEW

VETESSENTIALS

EXCLUSIVE TO VETERINARIANS



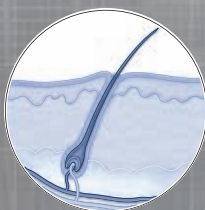
Helps reduce plaque and tartar through clinically proven 'tooth-brush-like' kibble action



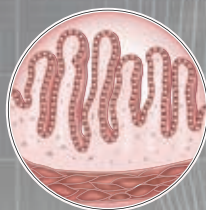
Supports healthy weight with clinically proven levels of L-carnitine and high levels of fibre



Helps maintain a healthy urinary tract through controlled levels of minerals and pH



Helps to promote healthy skin & coat with omega-6 fatty acids



Supports healthy digestive tract with soluble and insoluble fibre mix



Features unique monodirectional natural fibre technology

A concise veterinarian-exclusive range that meets the needs of your practice and your clients

Exclusive to veterinarians, new Hill's™ Science Plan™ VetEssentials, with unique nutrition technology, addresses the essential health needs of pets, offering:

- A concise range of 9 easy to manage products
- Veterinary-exclusive range helping to keep clients loyal to your practice

Contact your Hill's Territory Manager today.

www.hillspet.co.uk/vetessentials | www.hillspet.ie/vetessentials

CLINICALLY PROVEN BENEFITS



Advanced nutrition with clinically proven benefits



vets no.1 choice

The five essential health needs illustrated refer to Hill's™ Science Plan™ VetEssentials Feline Young Adult. ™Trademarks owned by Hill's Pet Nutrition, Inc. ©2010

ALUMNI IN THE SPOTLIGHT

Class of '60

EDDIE CAMPBELL

It was the lasting impression made by the Highland vet who tended to his grandparents' cow that formed Eddie Campbell's childhood ambition to be a vet.

"I come from a little village in Inverness-shire called Newtonmore," he explains. "My Grandfather was a gamekeeper and kept cows. They were all hand-milked and my Granny used to sing to them in Gaelic. The vet, Barry Fairweather, was the epitome of a gentleman and I looked upon Barry as my example."

And so in October 1955, Eddie came down to Edinburgh to study at the Dick Vet enjoying the camaraderie of the college. His Mother had set up home in the Borders to which he happily commuted at weekends.

After graduating from the Dick Vet, Eddie said goodbye to his Mother, Grandmother

and Aunt Margaret and travelled to Belfast. "I arrived at 6.30 in the morning on the 22nd of July, got the train to Derry / Londonderry and started work in the afternoon," he laughs. "It wasn't like nowadays, there was no holiday in Corfu."

He went to a mixed practice with fellow Dick Vet graduate, Mr David Laird. Within three weeks of arriving he met his wife, Dorothy, when her Father had a sick cow.

Eddie eventually took over the large and then the small animal practices when Mr Laird retired because of ill health. Now at the ripe age of 75 years young, he's still running the practice with his son Craig, also a Dick Vet Alumus, at his side.

In February this year at a ceremony attended by Mary McAleese, President of Ireland, he was presented with a medal from the Veterinary Council of Ireland



marking his 50 years of Service to the Veterinary Profession.

"I was chuffed because we work on both sides of the border, we never make a difference in any way whatsoever, we just go where we're asked to go and treat the sick. I love Northern Ireland just the same as I love Inverness-shire. I love to go home but I'm always looking forward to getting back here."

Class of '57

JOHN MAIR



As a native of Ayrshire, John Mair would have been expected to go to Glasgow Vet School, but having spent a couple of years in the Army he was loathe to return to the family home.

He explains: "Before I went to the Army, my father and I came down to see Willie Mitchell and he said: 'Go to the Army my boy, there's a place for you here in a couple of year's time.'"

So in 1952 he returned to the Dick Vet in

the first year of the new degree awarded by The University of Edinburgh. Bush house was a hall of residence and the students travelled in to Summerhall for classes.

"It was absolutely different," he confides. "Edinburgh had trams - trams which worked! I will always remember the great party we had on the last night of the Marchmont Circle tram."

He has fond memories of teaching staff such as Professor Tommy Grahame, Johnny Taylor and John Burgess. While their teaching was a solid foundation he's also clear that things have moved on greatly.

"Back then we weren't even sure that a virus was a self-replicating organism, all we knew about a virus was that it went through a filter. CPD was very useful to us in practice and we went to lots of evening events. Of

course it's a much more formal aspect now."

On graduating he went into large animal practice in Haddington where he met his wife. Stints in the Lake District and Leicestershire followed before he returned to Scotland in 1966 to set up his own practice in Dalkeith.

"I ran that practice for 30 years or so. To start with it was a large animal practice and by the end it was 70% small animal. In those days the individual animal was important, now the big thing is flock and herd management, it's a big disappointment to someone who started like me."

"The opening of the new teaching building was an enormously successful occasion and the building impressed me. It's magnificent and a tribute to William Dick."

Class of '79

JONATHAN WADSWORTH

Jonathan Wadsworth is a rare breed of Alumnus for the Dick Vet as his background is in agriculture, rather than veterinary science.

Originally from Huddersfield, his interest in farming began with a summer job he took on to save up for a motorbike.

"After just a few weeks working on the farm I loved it and thought – this is what I want to do," he explains.

After a degree in Agriculture with Animal Science at Newcastle, he headed straight for the CTVM for an MSc in Tropical Animal Health and Production funded by the Overseas Development Administration (ODA).

"After learning all about tropical health and production I was sent to the middle of the Andes – it was anything but tropical," he laughs.

His career has taken him to many places on the continent of America and also gained him a Peruvian wife with whom he has three children.

"From Peru we headed for Costa Rica

where I worked in the Central American School of Animal Husbandry," he explains.

Following a PhD with the University of Reading it was off to Bolivia with the ODA. The next ten years saw the Wadsworth family in Kenya, the UK, returning to Bolivia, Costa Rica and Peru before finally coming back to the UK in 2003.

"I joined the ODA which had by then been renamed DfID. I was there for seven years eventually becoming Senior Agricultural Research Advisor."

Then at the end of 2010 he was offered the opportunity to set up and manage a new fund for agricultural research run by CGIAR (Consultative Group of International Agricultural Research). In March 2011 he arrived in Washington DC to do just that.

"The CTVM degree was extremely useful," he confides. "It covered animal health and the majority of people with me on that course were vets, giving me interaction with the veterinary fraternity



which was extremely helpful. It gave me credibility in the early years of my career when I was doing livestock research and management work, where I could speak confidently about tropical animal livestock issues."

Class of '88

SHEILA VOAS

"I've never really had a well planned career path," laughs Sheila Voas. "But I've loved every minute of it."

Originally from Dalkeith, she wanted to become a vet at the age of five. Spending school holidays helping on relatives' and friends' farms, coupled with a curiosity about animals and their biology cemented her veterinary ambitions.

Sheila applied to the Dick Vet during fifth year at school thinking: "At least when I re-apply people will know I'm enthusiastic." To her astonishment she got a place and started at the tender age of 17. After thoroughly enjoying her student days, she got a job in a mixed practice in Yorkshire.

"It was a great first job – a truly mixed practice. I was the first female vet they'd had so there was a little resistance but not too much. There was one farm where they

always wanted to see the Boss and one night I was called out to put a prolapse back in a cow. The client kept saying: 'You won't be able to do this, why don't you just phone the Boss now?' I don't know why but it was the easiest prolapse I've ever done, I swear it just fell back in by itself. Then that client started asking for me, which was very nice."

After a couple of years Sheila moved back to Edinburgh to get married, continuing in mixed practice with time off to have her two children. Then during the foot and mouth outbreak of 2001 she became involved with the State Veterinary Services as a Field Vet. She was then seconded into the Scottish Government as a Veterinary Advisor, a post that became permanent. She is now Acting Chief Veterinary Officer for Scotland.

"I miss the 'hands on' and the instant satisfaction of practice. But in my current job you can help across the country rather than helping individual animals or herds. In college if someone had told me I'd end up in Government I'd have said: 'No chance – I'm going to be a proper vet!' But actually I'd thoroughly recommend it."



MEDAL FOR ERADICATION OF RINDERPEST

Former member of staff, Dr Gordon Scott, honoured.

On June 28th 2011 year, it was announced at an FAO (Food and Agriculture Organisation) meeting that the global eradication of Rinderpest had been achieved.

Along with other scientists, a former member of staff at the Dick Vet, the late Dr Gordon Scott, has been honoured with a medal for his contribution to the victory over rinderpest.

Rinderpest is only the second disease ever to be completely eradicated, the first being smallpox in 1980. A close relative of measles, the virus had a devastating effect in Africa for decades, including a pandemic in the 19th century which killed 80% to 90% of susceptible domestic and wild animals.

The virus has now been eradicated thanks to vaccines and diagnostic tests and Gordon Scott played a significant role in vaccine development and laboratory diagnosis while in Kenya at the Veterinary Research Laboratory in Kabete and subsequently at the East African Veterinary Research Organisation in Muguga.

Gordon returned to Scotland to take up a position as Lecturer at the Centre for Tropical Veterinary Medicine in 1962. His expertise in disease control, especially Rinderpest, was much in demand from international agencies such as The FAO and The World Health Organisation.

CLASS OF 2001 REUNION

Weekend get together to renew friendships

On the 3rd and 4th September some 37 Alumni along with partners and children gathered for the ten year Reunion of the Class of 2001. There were tours of the new Teaching Building, The Hospital for Small Animals and the Equine facilities. The programme for the weekend also included a buffet and disco on the Saturday night to allow classmates to catch up.



The Class of 2001 who visited the Easter Bush Campus as part of their Reunion weekend on 3rd and 4th September 2011.

DATES FOR YOUR DIARY

CPD Evening Seminar Series

Tues 13th December 2011
Pain in Small Animal Patients.

Tues 17th January 2012
Case Studies in Internal Medicine.

Tues 20th March 2012
Itchy, Lumpy and Crusty... A Practical Guide to Enhancing your Diagnostic Evaluation of the Dermatology Case.

Tues 17th April 2012
An Update on Hip and Elbow Dysplasia: The latest in diagnosis, treatment and prevention strategies.

Tues 8th May 2012
Gastro-Intestinal Surgery: Back to Basics.

Tues 5th June 2012
Diagnostic Approach to the Sick Bird.

To register visit: www.vet-cpd.co.uk

Thur 4th to Sat 6th October 2012
50th Year Reunion for the Class of 1962.

Visit: www.ed.ac.uk/vet/events or contact neil.wilson@ed.ac.uk or phone 0131 650 6261.

HOW TO CONTACT US

We depend on your support to maintain our high standards and fund new developments. You can help us to deliver the future of veterinary medicine. Here's how to contact us:

Donations and Fundraising
vet.fundraising@ed.ac.uk
www.vet.ed.ac.uk/fundraising/

Marketing and Alumni
Neil Wilson 0131 650 6261
neil.wilson@ed.ac.uk

Hospital for Small Animals
0131 650 7650
HFSAreception@ed.ac.uk

Equine Hospital
0131 650 6253
lah@ed.ac.uk

Undergraduate Admissions
0131 650 6178
vetug@ed.ac.uk

Postgraduate Research Admissions
0131 527 4198
vetpgresearch@ed.ac.uk

Postgraduate Taught Admissions
0131 242 6460
mvmppg@ed.ac.uk

Or visit our website at www.ed.ac.uk/vet

Help us to keep in touch. We would like to keep in regular contact with our readers.

If you would like us to email you details of news and events, please email your name and full address to vet.alumni@ed.ac.uk