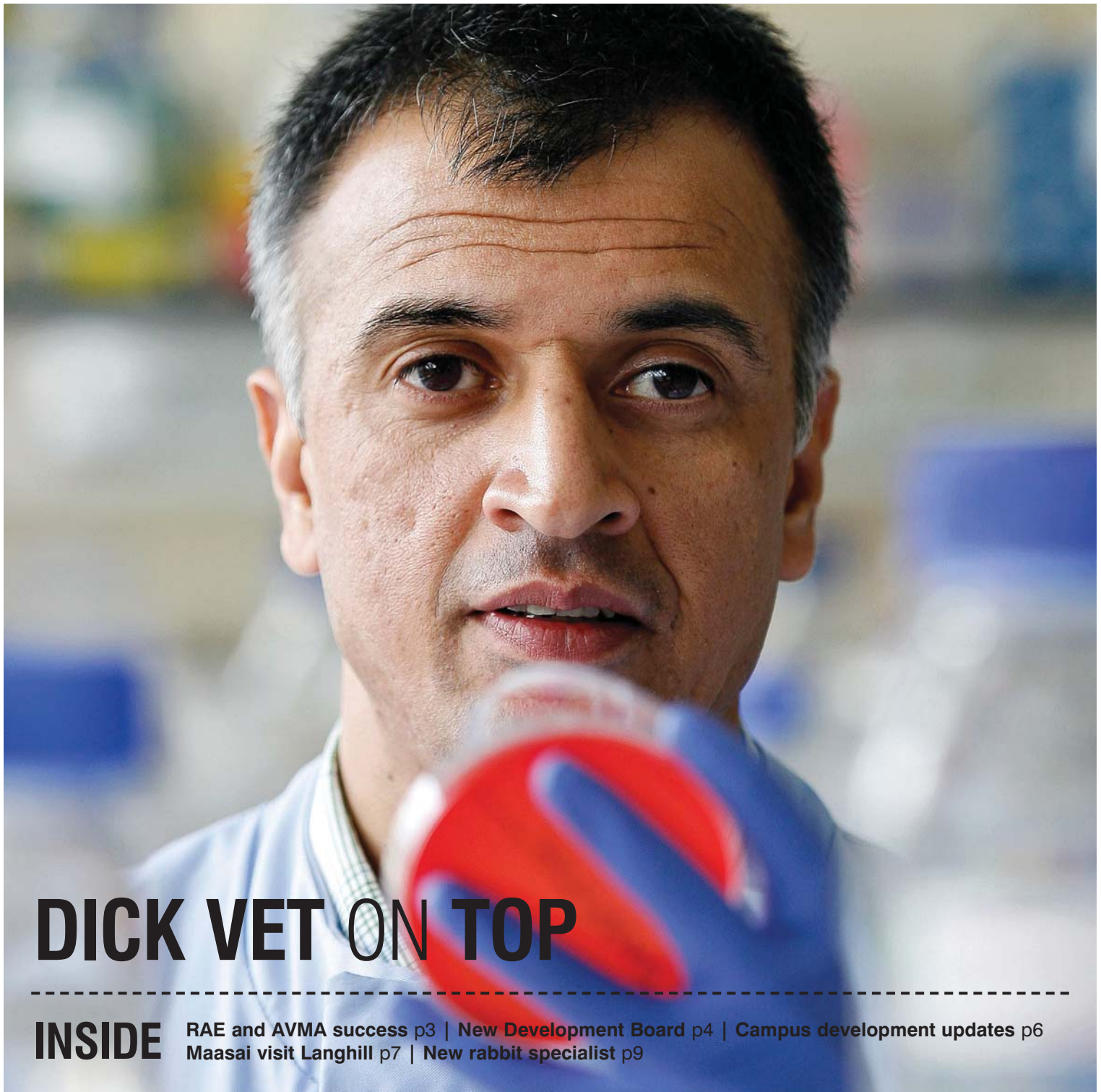


# DICK VET

## *news*



## DICK VET ON TOP

---

**INSIDE** RAE and AVMA success p3 | New Development Board p4 | Campus development updates p6  
Maasai visit Langhill p7 | New rabbit specialist p9

## CONTENTS



*Dick Vet top in Research Assessment Exercise*

## FEATURES

<b>Studying Rabies in Tanzania</b>	<b>15</b>
<b>A View from Outside</b>	<b>16</b>
<b>Our Man in Africa</b>	<b>17</b>
<b>One Medicine, One Health</b>	<b>18</b>
<b>Early Days of Pony Trekking</b>	<b>21</b>

## REGULARS

<b>News</b>	<b>3</b>
<b>Staff News</b>	<b>9</b>
<b>Research News</b>	<b>12</b>
<b>Clinic News</b>	<b>13</b>
<b>Alumni News</b>	<b>22</b>

Editor in Chief Elaine Watson

Copy and editing

Stephanie Brickman

Design Freight

Layout Susan Halcro,

Communications and Marketing

Contributors Neil Wilson,

Tara Womersley, Tricia Hart,

Geoff Culshaw, Olivia Avdis,

Lord Soulsby of Swaffham Prior,

Professor Brian Perry,

Colin Warwick, William T. Clark,

Professor Peter Eyre

Cover: Dr Arvind Mahajan

by Paul Dodds

If you have any ideas or feedback for the **Dick Vet News** email Neil.Wilson@ed.ac.uk

# MESSAGE FROM HEAD OF SCHOOL

In the November edition of the Dick Vet News, I shared with you that we were in the throes of our seven-yearly visitation by the American Veterinary Medical Association. I am delighted to report that we passed with flying colours. This means our students will continue to graduate with a degree equivalent to one received from an accredited American school.

This is of great benefit to our growing number of students from the USA, and is central to the School's mission of delivering veterinary education with a global perspective. Our teaching staff received the highest praise and credit must go to the leadership shown by the Veterinary Teaching Organisation in putting in place a top-class curriculum.

The other piece of 'big news' is that the Dick Vet came first in the Government's Research Assessment Exercise for accredited veterinary schools, submitting a higher number of research-active staff than any other and publishing a higher proportion of world-leading papers. Our researchers – including the Roslin Institute – have now been officially recognised for the excellence of their research.

Since the days of Sir Alexander Robertson, the Dick Vet has retained strong links with Africa and other developing countries. You'll find a variety of articles linked to Africa in this issue, including the first of a series of regular, thought-provoking contributions from Brian Perry 'Our Man in Africa'. We hope that the Dick Vet will continue to make a difference to animals and humans in less affluent parts of the world.

Links with Hong Kong and China grow too, following a visit in February, hosted by alumnus Pauline Taylor. We hope shortly to sign an MoU with the South China Agricultural University in Guangzhou.

This issue contains details of the School's new Development Board which succeeds the Council of Friends as the external fundraising arm of the Dick Vet.



*February 2009, Palace of Holyroodhouse*

Given our increasing dependence on philanthropy to maintain standards and fund new developments, we have appointed a senior professional fundraiser for the School, David Rider, (see page five) who will lead our fundraising campaign from July.

Our communications activities are being drawn together in an External Relations Office, with a very close working relationship with the Dean's Office. Alumni relations will be expanded and supported by the enhanced team.

I have met with many of you over the past months and scarcely a day goes by without a letter or phone call from an alumnus or friend of the School, giving words of support or memories of the School. I do hope you enjoy this edition of the Dick Vet News, catching up with some of the highlights and events of the past six months.

We rely on all of our friends to spread the word and help the School to build on its strong foundations – striving for even higher achievements and ensuring financial security for the future. We cannot achieve this without you as partners in our enterprise.

**Professor Elaine Watson**

■ For further information on our fundraising activities please see [www.vet.ed.ac.uk/fundraising/](http://www.vet.ed.ac.uk/fundraising/) or email [Vet.Fundraising@ed.ac.uk](mailto:Vet.Fundraising@ed.ac.uk)

# DICK VET TOP FOR RESEARCH

The R(D)SVS is first in the UK for quality research according to the 2008 Research Assessment Exercise.



**Of the seven UK Vet Schools, the Dick Vet submitted the largest number of staff (107), had the highest proportion of those staff rated as world-leading (20%) and also scored highest on the Quality Index (45).**

The RAE is conducted by the various Higher Education Funding Councils to assess the quality of UK research. The findings are used by the Funding Councils as a tool to determine levels of research funding for different institutions.

"The RAE results have been a fantastic achievement for the School," says Professor Elaine Watson. "They confirm that the school did the right thing investing in the recruitment of excellent researchers, and producing the best research environment for staff and students. Indeed the school has proactively sought to hire the best researchers from around the world such as Dr Arvind Mahajan," (pictured on the front cover and here).

"The success also demonstrates the strength of our interdisciplinary model for

research in our two major centres – Roslin and our Centre for Infectious Diseases," she continues.

Clinical research is set to reach new heights in 2009 with the introduction of a 'Clinical Research Division'.

"It's particularly outstanding for a veterinary school that 20% of our research is classed as 4\* (world-leading) and 55% as 4\* or 3\* (world-leading) and internationally excellent," adds Professor Watson.

Of the 30 submissions included in the 'Agriculture, Veterinary and Food Science' category (UoA16), the school was joint first. The R(D)SVS 'power index' is 4825.8, the second highest in the group of 30 specialist institutions, and it is placed 4th out of 30 in 'quality index' (45).

The school has a higher number of research active staff than any other UK vet school, boasting an increase of 27% since the 2001 RAE. Research awards in the last financial year are valued at almost £50 million – substantially higher than ever before!

## VALIDATION OF TEACHING PROGRAMME

The School has gained international recognition once again with the second renewal of its American Veterinary Medical Association accreditation. This elite status is shared by only two other UK Vet Schools, namely the Royal Veterinary College and Glasgow University Veterinary School.

The rigorous accreditation process culminated in a visit last October, including meetings with staff, students and alumni, whose combined efforts ensured the school had top ratings.

Professor Susan Rhind, Director of the Veterinary Teaching Organisation, said: "The AVMA is extremely thorough in their assessment of both our facilities and our



AVMA visitors meet alumni as part of the accreditation process

curriculum. Our staff, students and alumni really went the extra mile for the School. Although we were confident from the outset

that we would be successful, we are delighted that the AVMA has been so positive in their endorsement of our school."

# DEVELOPMENT BOARD TO HELP DICK VET GROW

The international profile of the Royal (Dick) School of Veterinary Studies is to be enhanced by the work of a Development Board.

**Membership of the Board includes representatives from the business sector who will also provide strategic advice and support for the School's fundraising campaign.**

The Board will be supported by the work of a Director of Fundraising as the school carries out a major redevelopment programme including the new £42 million teaching building.

It is expected that setting up a Development Board will assist in establishing strategic partnerships, which are key to the vision of delivering veterinary education and research on a global scale.

George Gunn, alumnus and Chief Executive of Consumer Health at Novartis and Chairman of the Board, was quick to emphasise how positive he felt this would be.

“AS AN ALUMNUS I AM REALLY PROUD TO HAVE BEEN ASKED TO CHAIR THIS BOARD.”

George Gunn

“As an alumnus I am really proud to have been asked to chair this Board. My career in business has taught me how important this role can be. As a Board, and as individual members of the Board, we have a great contribution to make and my role is to try to bring it all together so that we can make a real and positive impact on the School's fundraising campaign – a challenge we all relish.”

The formation of the board was announced at a dinner in Edinburgh attended by the Princess Royal, who is Patron of the School.

In her speech at the dinner, Professor Elaine Watson expressed her enthusiasm for the Board and praised the dedication of those who have agreed to serve on it.

“We are delighted that so many of our alumni, students, clients, and friends have already chosen to support the fundraising campaign,” she said. “But we now need to make a step-change in our fundraising efforts. To achieve this, I plan to have our own dedicated group of marketers and fundraisers, based within the school, entirely focused on raising money for the School's developments and growth. To assist in our mission, we have with us here

tonight, the founder members of our new, truly international Development Board, which will be chaired by Dr George Gunn, CEO of Novartis Consumer Health Division, and alumnus of the School. I am confident that the energy and enthusiasm of this group in delivering the best in student education and welfare for both animals and humans, will carry us towards our ambitious fundraising targets.”



Development Board Dinner at The Palace of Holyroodhouse



Founding Members of The Development Board pictured at Summerhall following their inaugural meeting

## THE DEVELOPMENT BOARD

**George Gunn, Chair**  
**Professor Elaine Watson,**  
*Dean and Head of School*  
**Peter R. Beaumont**  
**Caroline Freedman**  
**Elaine Grossart**  
**Professor Richard Halliwell**

**Nick Henderson**  
**Douglas Hutchison**  
**Ray Jones**  
**Bill Kay**  
**The Hon. Gerald Maitland-Carew**  
**Lord Soulsby of Swaffham Prior**  
**Dr Gordon Sture**

**Dr Elisabeth Svendsen**  
**Bill Swann**  
**Eric Wilson**  
**Jennifer Chisholm**  
*(Student Member)*  
**Hannah Johnston**  
*(Student Member)*

**Ex Officio Members**  
**Liesl Elder**  
**Professor David Hume**  
**Professor Susan Rhind**  
**Richard Shone**  
**Ronnie Soutar**

## NEW DIRECTOR OF FUNDRAISING

David Rider joins us in July from the Robert Gordon University (RGU) where he has been Director of University Development since 2006 building a successful track record in capital and project fundraising, alumni relations, broad based university development and external relations.

For the last two years David also took on responsibility for RGU's European Community funding schemes and staff and student exchange programmes.

The move to Higher Education came after spending 22 years in the banking and financial services sectors fulfilling a

progression of senior roles which took him around the UK eventually bringing him to Edinburgh 12 years ago.

David is a Member of the Institute of Fundraising and the Council for the Advancement and Support of Education (CASE) for which he is a regular invited speaker. As a result of his financial services career, he is also a qualified financial adviser with the Chartered Insurance Institute. David co-chairs the Caledonian Group, an association of University Development Directors in Scotland, and sits on the Board of Young Enterprise Scotland.



# BUILDING FOR THE FUTURE

## SUMMERHALL TREASURES TO BE CONSERVED

School staff and supporters are working hard to ensure that the important cultural icons of Summerhall can be preserved and, wherever possible, moved to the new teaching building. The old Summerhall Building will be sold once vacated.

A prime example of a Summerhall treasure that will be conserved is the stained glass, a gift by the Alumni to the School in 1923. Much loved by all who have studied there, the stained glass windows in question are beautifully painted with pictures of the School founder William Dick.

The plan is to dismantle them and relocate them to Easter Bush, a process which will be no easy task, according to School Facilities Coordinator Dr Tudor Jones. "The windows require specialists to move them," he explains, "and we've

also sought the agreement of the City of Edinburgh's planning department and Historic Scotland."

He goes on to explain that they will be placed in a prominent place in the atrium of the new building.

"Funds permitting, we hope to create a unique installation, displaying them by mounting them on a huge piece of glass which is hung at an angle," he continues. "That way they're illuminated with natural light through the day with the colours shining onto the wall of the atrium."

Other iconic features to be preserved include the plaques for the Polish Vet School and the War Memorial Library – the Library in the new building will bear the same name. The Friends of the Dick Vet plaques will also find a new home.



Top: Delivery of the Linear Accelerator at the Cancer and Imaging Centre, Hospital for Small Animals

Above: The new Roslin building – a work in progress

### Easter Bush Cancer and Imaging Centre

**Purpose** The Centre will provide some of the most advanced treatments for cancer of companion animals in Europe. It will significantly enhance teaching and training in oncology as well as carrying out research into the causes and treatment of human and animal cancers.

**Estimated Completion Date** 2009

**Budget** £3 million

**Current Status** The Cancer Centre is on the verge of practical completion, following which there will be two weeks of initial occupation to iron out problems. The CT facility will be operational immediately and the Linear Accelerator will be operational 12 weeks later following clinical testing.

### Teaching Building

**Purpose** The building will provide dedicated teaching accommodation for around 850 students and 200 staff. It will unite all teaching activities on one site and feature all kinds of special facilities such as 'teaching studio' and a Clinical Skills Laboratory.

**Estimated Completion Date** 2011

**Budget** £42 million

**Current Status** Work is progressing well with groundwork and piling operations underway. The first phase of construction work will be completed later this year.

### Research Institute

**Purpose** To create a new home for the Roslin Institute as part of the School at Easter Bush for up to 600 research staff. Extensive infrastructure work will support the new development, which has been inspired by the shape of a pair of chromosomes.

**Estimated Completion Date** 2011

**Budget** £60 million

**Current Status** Work began in December 2008 and is well underway.

### The Future

The School is currently working on a 20 year development plan for Easter Bush which involves relocating the Equine Hospital to a new development south of the Hospital for Small Animals. This will lead to even closer integration of teaching and clinical facilities.

You can view webcams of the Campus development at this website  
[www.easterbush.estates.ed.ac.uk/royal-dick-school-of-veterinary-studies/](http://www.easterbush.estates.ed.ac.uk/royal-dick-school-of-veterinary-studies/)

# LIVESTOCK – A PATHWAY OUT OF POVERTY

Professor Elaine Watson, Head of the Dick Vet, recently signed a Memorandum of Understanding to facilitate cooperation with GALVmed (Global Alliance for Livestock Veterinary Medicines).

GALVmed is a not-for-profit global alliance working with key partners to make animal health medicines accessible to poor livestock keepers in developing countries.

“Livestock provide a critical path for millions in the developing world to escape absolute poverty,” explained Professor Watson.

“More than 50 percent of the capital invested in agriculture in Africa takes the form of livestock. For most smallholder farmers in Africa and South Asia, livestock represents the only asset that can be converted into cash – a truly indispensable source of economic opportunity.”

The importance of GALVmed’s work has recently been recognised by a \$28 million grant from the UK Department for International Development (DFID) and the Bill and Melinda Gates Foundation. Over the next three years, the grant will be used to develop systems to improve prevention, diagnosis and treatment for a range of leading livestock diseases in developing countries.

“I am very excited about the prospect of re-invigorating our well-founded reputation in the area of tropical diseases with this



*Pictured at the MoU signing are Professor Elaine Watson, Steve Sloan (GALVmed Chief Executive), Professor Andy Peters and Professor Ivan Morrison.*

new collaborative link,” continued Professor Watson.

Steve Sloan, Chief Executive of GALVmed, was quick to add that GALVmed was delighted to formalise their relationship with the Dick Vet, describing the School as a “crucial and respected Partner”.

“Working in the veterinary field in Africa, one quickly becomes accustomed to the name of the Dick Vet being used as a synonym for excellence,” explained Sloan. “This Memorandum of Understanding reflects our joint commitment to protecting livestock and saving human life.”

## VISITORS OUT OF AFRICA

Langhill Farm had two unusual visitors on Tuesday 10th February. Mathew Kiruswa and Ngayok Legilisho are members of the semi-nomadic Maasai people of Northern Tanzania, both have been brought to Scotland by the Scottish veterinary charity GALVmed to meet farmers and decision makers.

Mathew, who is hoping to train as a vet, and Ngayok who is a livestock keeper were also presented to the Princess Royal at the Moredun Research Institute.

GALVmed representatives visited the Maasai in January of this year, to help inform their mission to make vaccines available to some of the world’s poorest livestock keepers. The first vaccine to be made available will be East Coast Fever (ECF), a disease which kills a million cattle a year in Africa.

Cattle are very important in Maasai culture and hold a religious significance. At a meeting with 20 Maasai in Arusha in Northern Tanzania, the GALVmed Representatives were told “If the cattle die, the Maasai die. This vaccine has been sent to us by God”.

*Mathew Kiruswa and Ngayok Legilisho*



## E-BOOKLET TO HELP COMBAT GRASS-SICKNESS

**World Horse Welfare have joined forces with the Dick Vet to launch a comprehensive e-booklet on the care and management of horses with chronic grass sickness.**

The booklet provides a unique source of advice and guidance on the diagnosis, treatment and risk factors associated with grass sickness. The Equine Hospital at the Royal (Dick)

School of Veterinary Studies is at the forefront worldwide in the management of grass sickness and World Horse Welfare has contributed towards a grass sickness nurse at the School for over ten years.

Professor Bruce McGorum, Head of the Hospital, commented “In the last 20 years, over 60% of horses with chronic grass sickness admitted to the hospital

have been nursed to recovery and the majority of these have even returned to work. Sadly, horses with the acute and sub-acute forms of the disease do not recover but the research continues.”

‘Management of Chronic Grass Sickness Horses’ is available free on [www.worldhorsewelfare.org](http://www.worldhorsewelfare.org) and [www.vet.ed.ac.uk](http://www.vet.ed.ac.uk).

# SO YOU WANT TO BE A VET?

School pupils had a chance to find out about being a vet in February at the Dick's fifth 'So You Want to be a Vet?' event.

The event is part of the widening participation initiative 'Pathways to the Professions/P2P' which aims to increase the proportion of undergraduate students coming from under-represented groups onto professional courses.

Under the umbrella of P2P, more than 20 pupils from local schools came along and experienced a series of talks from clinicians and researchers on the wide range of career opportunities available with a veterinary degree.

This was followed by some 'hands on' activities in our hospitals. Claire Phillips and Catriona Bell gave pupils their first chance to develop skills in suturing and palpation, Geoff Culshaw and 'Milo' some practical ultrasound and Neil Hudson showed his very own 'mobile' equine workshop!

Alexandra Sharp is in first year at the Dick Vet having come via the P2P route

“YOU THINK YOU’LL NEVER MANAGE IT. SO MEETING PEOPLE WHO HAD GOT IN, MADE IT ALL SEEM POSSIBLE.”

Alexandra Sharp

herself. She is quick to emphasise how important such events are.

“‘So you want to be a Vet’ was my favourite event, it was great going out to the Bush, it got you familiar with the place and made everything seem less scary,” she said.

“There’s so much hype surrounding going to Vet School and how hard it is to get in, you think you’ll never manage it. So meeting people who had got in, made it all seem possible.”



Local school pupils get a taste of Vet School



## SEE US AT THE ROYAL HIGHLAND SHOW 2009

We will be showcasing our courses, veterinary services and research at this year's Royal Highland Show at Inghliston Edinburgh from 25th–28th June. There'll be a warm welcome for students, alumni, clients and friends at our stand on Seventh Avenue.



# RABBIT SPECIALIST AT THE DICK

The first lecturer's post in Europe dedicated to rabbit medicine and surgery has been created at the Dick.

Brigitte Reusch has taken up the role at the School and she will run a dedicated rabbit clinic at the School's Hospital for Small Animals as part of its Exotic and Animal Wildlife Service.

Brigitte said: "An increasing number of people are buying rabbits as pets. Many professionals, for instance, are deciding to have rabbits as house pets as this fits in better with their busy working lives than having other pets."

"MANY PROFESSIONALS ARE DECIDING TO HAVE RABBITS AS HOUSE PETS"

"There is a lot of misinformation around about the best way to keep rabbits in optimum health. Common things that we see include dental, urinary tract and digestive diseases, all of which could potentially be fatal."

Brigitte will spend 50 per cent of her time at the Royal (Dick) School of Veterinary Studies teaching students, with the remainder of her time spent in clinics at the Hospital for Small Animals.

One of the commonest problems relating to rabbit welfare is poor diet, as owners may not realise that simply feeding them breakfast and dinner is not good for wearing the rabbits' teeth down as they need to eat hay or grass throughout the day. This also prevents them from becoming bored.

Head of the Exotic Animal and Wildlife Service, Anna Meredith, said "Rabbits and exotic pets are becoming ever more popular and it is vital that we can offer them top quality veterinary care as well as teaching the vets of the future how to treat them."



Brigitte Reusch and Franz, her Belgian Hare

## EMBO YOUNG INVESTIGATOR

Dr Giles Hardingham, Reader in Veterinary Biomedical Sciences, has been named as an EMBO Young Investigator.

The EMBO (European Molecular Biology Organisation) Young Investigator Programme selects twelve independent scientists throughout Europe each year, creating a network of outstanding life scientists. The highly competitive award carries with it mentorship, networking and various courses as well as financial benefits.

Speaking of his success, Dr Hardingham said "It was a pleasant surprise to hear that I had been selected for this. My PhD students are also pleased as they get to go on a week-long course at the European Molecular Biology Laboratory in Heidelberg this autumn". Dr Hardingham's research focuses on regulation of gene expression in neural systems and its influence on neuronal survival and death.

## NEW VETERINARY CLINICAL LECTURERS

Two highly experienced general practitioners, Claire Phillips and Andrew Gardiner, have taken up new posts as Veterinary Clinical Lecturers

The posts underline the School's commitment to small group teaching, linking pre-clinical and clinical teaching and increasing clinician input in the early years of training.

Claire and Andrew, who have both worked extensively in veterinary teaching, have taken on multiple roles within the BVM&S programme. This allows them to assist in-course development and teach across the five years of the programme.

Between them they provide one-to-one teaching in the neutering clinic, which has resulted in expansion of this service to allow students additional exposure to basic general practice surgical skills.

Thanks to these new posts the dedicated dental service has been resumed. Claire and Andrew also provide regular vacation and other cover for members of the first-opinion veterinary service leading to a year-round continuity of care within the practice.

In addition to their clinical and final year teaching roles they support colleagues in the earlier parts of the course, ensuring integration of pre-clinical and clinical teaching.

Top: Claire Phillips (on right) Bottom: Andrew Gardiner



## NEW TEAM MEMBERS FOR EXOTICS

The Hospital for Small Animals boasts the only specialist ward for Wildlife and Exotics in Europe and the team is going from strength to strength.

In addition to rabbit expert Brigitte Reusch (see page 9), the team has been joined by exotic and wildlife medicine lecturer, Kevin Eatwell.

Kevin is one of two people in the UK to hold a Royal College of Veterinary Surgeons Diploma in reptile medicine. As well as reptile and avian veterinary expertise, he is also a specialist in the area of endoscopy.

Head of the team, Anna Meredith, said she was delighted to have Kevin on board along with Brigitte Reusch. She said the staff expansion "makes us the largest and best

qualified Exotic Animal service in the UK."

There's also to be a fourth recognised specialist in the team. Lesa Longley has joined Anna Meredith, Emma Keeble and Kevin Eatwell as an RCVS Recognised Specialist in Zoo and Wildlife Medicine.

She obtained the RCVS Diploma in Zoological Medicine during her Senior Clinical Training Scholarship in Zoo and Wildlife Medicine. Lesa is now a Lecturer in Exotic Animal and Wildlife Medicine, which she combines with doing a part-time PhD on 'Ageing in Non-domestic Felids'.



The Exotic Animal and Wildlife Service (L-R) Joanna Hedley, Kevin Eatwell, Simon Hollamby, Anna Meredith, Gidona Goodman, Brigitte Reusch, Livia Benato, Emma Keeble.



## NEW SENIOR LECTURER IN DIAGNOSTIC IMAGING

Radiologist Dr Tobias Schwarz has joined the School from the University of Wisconsin-Madison. Originally from Berlin, Dr Schwarz attended the Humboldt and Free Universities for veterinary studies.

He's no stranger to Scotland having done his imaging residency in Glasgow from 1997-2000. Indeed he lists as hobbies "collecting single malts and bagging munros" with his wife Deb.

# The new **single** nutritional approach to FLUTD

**c/d**™ + **x/d**™ = **c/d**™  
**MULTICARE**

- Proven to reduce risk and recurrence of
  - **oxalate uroliths**
  - **struvite uroliths**
  - **urethral plugs**
- Formulated with antioxidants and omega-3 fatty acids to
  - help break the **FIC cycle of inflammation**
- Improved taste to ensure compliance
- 100% satisfaction guarantee



For more information talk to your Veterinary Territory Manager about c/d MULTICARE today

Hill's Free Helpline 0800 282 438 (UK) 1-800 626 002 (IRL)

[www.HillsPet.com](http://www.HillsPet.com)



vets' no.1 choice™

™Trademarks owned by Hill's Pet Nutrition, Inc. ©2009 Hill's Pet Nutrition, Inc.

# RESEARCH RIGHT ON TRACK

In light of the current global shortage of veterinary scientists in the biomedical, pharmaceutical and pathology research fields, a 'Research Track' was established in 2008 for veterinary undergraduates at the R(D)SVS, to encourage them to consider a non-practice career.

As a veterinarian with a successful career in animal health research, Professor Jacqui Matthews was an ideal person to lead and expand Research Track options.

Says Jacqui, "Our School is ideally placed to do this having just formed the Easter Bush Research Consortium. So, not only can our students access excellent laboratories within in the School and University, but they also have a wide selection of options to engage in animal disease/welfare research in some of the best facilities in the world."

This year students from the Research Track's summer scholar programme undertook projects ranging from genomic exploration of important bacterial pathogens of horses and humans, through to analysing different prion strains at the protein level, to a trip to Africa to follow-up anti-rabies vaccine responses in dogs. This summer, students have the additional option of spending time doing



From left: Olivia Avdis, Elaine Watson, Lizzie Slack and Jacqui Matthews

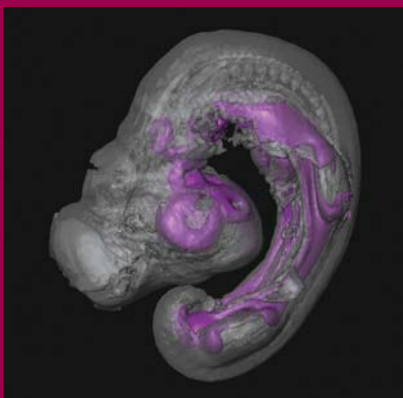
a research project at our sister school, Colorado State University.

Each student produced an excellent written report at the end of their project, followed by presentations. The best project presentation was awarded a cash

prize and trophy donated by Virbac Animal Health. In the end it was a tie and two students, Lizzie Slack and Olivia Avdis, were awarded joint first prize.

To read more about Olivia Avdis' trip to Tanzania go to page 15.

## CHICKS TO GIVE SCIENTISTS CLEARER PICTURE OF FETAL DEVELOPMENT



Scientists at The Roslin Institute are creating a new imaging database called a "Chick Atlas", to gain a greater understanding of disease and birth defects.

The Chick Atlas will map the expression of genes that control development, using information from the sequencing of the mouse and chicken genomes and the Edinburgh Mouse Atlas.

The £2.6 million initiative, funded by the BBSRC, will log thousands of three dimensional images of chicks taken during the first 10 days of their development.

It's hoped the project will help researchers understand why problems occur in the development of limbs and of the nervous system, which can cause

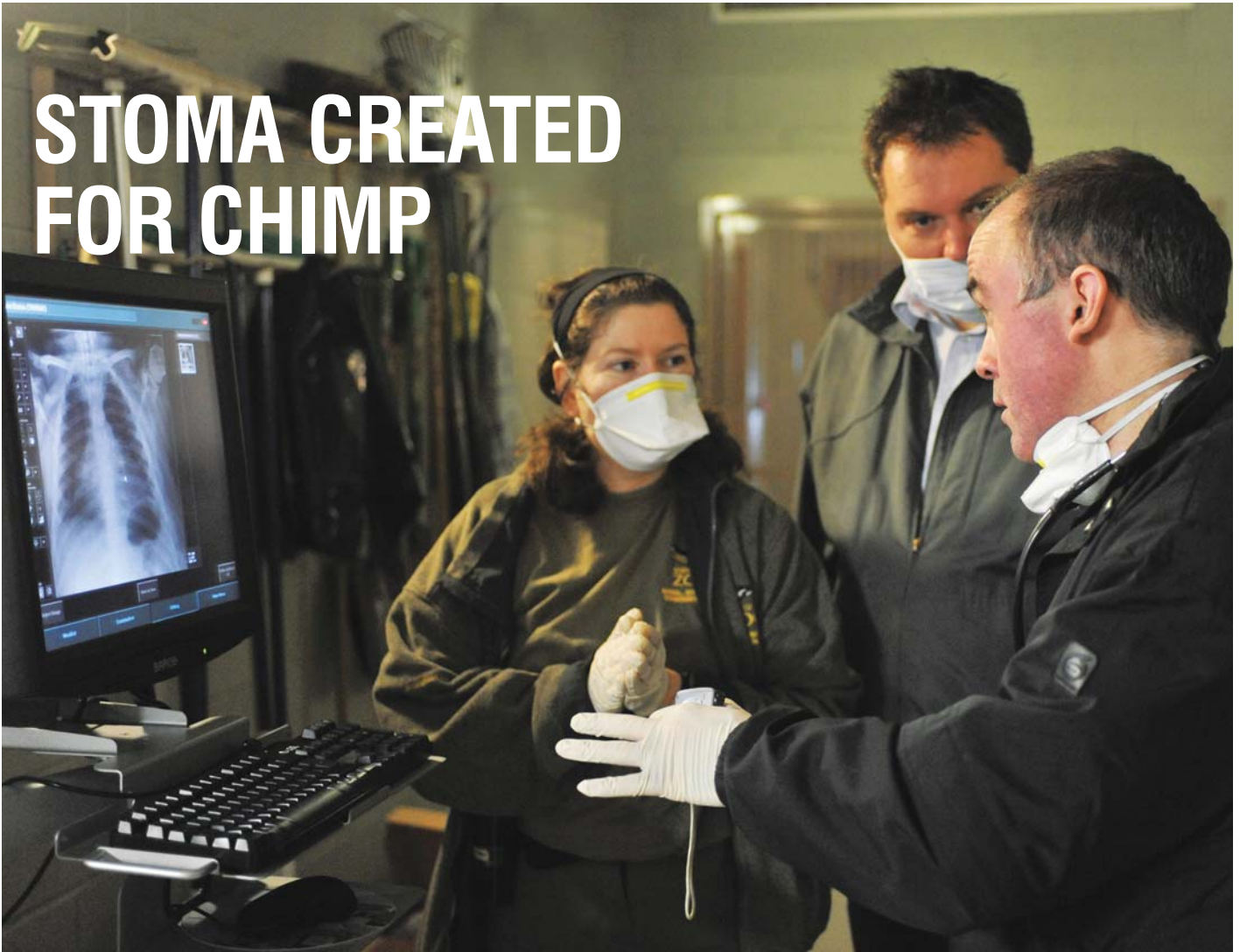
conditions such as spina bifida.

The Roslin Institute's Professor Dave Burt, said: "The Chick Atlas has the benefit of looking at how genes relate to development in both time and space; letting us know when and where genes make an impact."

"These early stages of a chick embryo are essential in the development of the nervous system, heart and limbs and by understanding what happens we can also understand why things may go wrong."

The research will be coordinated by The Roslin Institute, R(D)SVS, in collaboration with the MRC Human Genetics Unit (Edinburgh), University College London, University of Bath and Trinity College Dublin.

# STOMA CREATED FOR CHIMP



Dick Vet Staff successfully treated Emma from Edinburgh Zoo's Budongo Trail

The 27-year-old chimp, Emma, a dominant female at the Budongo Trail at Edinburgh Zoo, has had a chronically enlarged airsac for many years.



In chimpanzees, two blind-ending airsacs come off the larynx, which are possibly involved in vocalisation. Last year Emma took a turn for the worse when her airsac became infected. A stoma (fistula) had to be created to allow permanent cleaning and drainage of the airsac. A bacterium was identified, *Pseudomonas aeruginosa*, and it proved to be resistant to common veterinary and human antibiotics.

In fact it is the same type of infection that causes problems for children with Cystic Fibrosis and the drug commonly used to control the infection in children, Colomycin, was still effective in Emma's case.

Colomycin comes in two formulations. The first is for intravenous injection, which was not possible in Emma's case. The second was regular nebulisation, which was possible using the stoma.

With a huge amount of effort and training from the keepers she was taught

to display her chest and accept antibiotics into a stoma as well as not to be alarmed by noisy medical equipment. Fruit juice was used as an incentive.

The treatment was successful but Gidona Goodman, the Vet who treated Emma, explains "We were concerned that the infection might have spread to other parts of the respiratory system (lower airways). We collaborated with Geoff Culshaw and Brendan Corcoran from the Cardiopulmonary department at the Dick Vet and also brought John Simpson, a respiratory consultant from Edinburgh Royal Infirmary on board."

Once they had examined and radiographed Emma and checked her with a bronchoscope, she was given the all clear. Gidona concludes "Currently she is doing well although with the airsac as a permanent structure a relapse is always possible."

# NEW DEVICE COMBATS CANINE HEART PROBLEM

For the first time in Scotland a device designed specifically for dogs is being used to repair a potentially fatal heart condition.

The condition, patent ductus arteriosus (PDA) occurs when a blood vessel, that enables the foetal lungs to be bypassed, fails to close at birth. As a result, the blood is shunted back through the lungs and into the heart before it can reach the general circulation. This puts additional strain on the heart that can result in congestive heart failure.

Traditionally this was remedied by surgically tying off the vessel but over the last 15 years various devices, intended mainly for humans, have been used to close these blood vessels. Now for the first time the Amplatz device, designed specifically for dogs, is available.

The device, a mesh of nickel-titanium alloy, takes the form of an egg cup-shaped plug which can be compressed into a delivery catheter, inserted up a femoral artery into the aorta and across the PDA into the pulmonary artery. The device is extruded into the pulmonary artery before being retracted back into the PDA to block it.

Dr Anne French and Geoff Culshaw of the Cardiopulmonary Service, who have treated several dogs in this way, are very



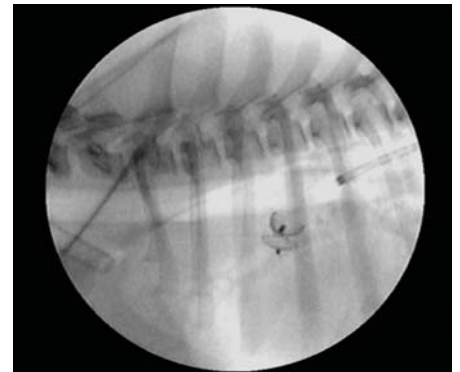
*The device connected to delivery cable*



*X-Ray showing the aorta (Ao), Pulmonary Artery (PA) and the abnormal vessel (d)*



*X-Ray showing the abnormal vessel*



*The amplatz in place, plugging the vessel*

pleased with the results. Said Geoff Culshaw: "Patients can often go home the very next day with only a small surgical wound. There are individual cases where

surgical occlusion is more appropriate but this new technique is minimally invasive and offers non surgical intervention for PDAs at an affordable price."

## CLINICS HELP TORTOISES



Having given free health checks to tortoises prior to hibernation in October, the Small Animal Hospital ran post-hibernation clinics at the end of March.

Tortoises are especially vulnerable once they awake from hibernation because their white blood cell count is low, which means it is harder to fight infection.

They are also likely to be dehydrated and need to flush away toxins that have accumulated in their kidneys during their winter sleep.

Kevin Eatwell, from the Exotic Animals and Wildlife Team, said: "If there are any problems it is important that they are picked up early so that appropriate treatment can be given promptly. This can make all the difference in helping tortoises to recover from hibernation as this is a time when they are particularly susceptible to illnesses."

Kevin, who is a veterinary liaison officer to the British Chelonia Group, the oldest tortoise charity in the UK, also gave a talk on Post Hibernation Care.

# STUDYING RABIES IN TANZANIA

Funding from the Wellcome Trust and the BVA gave Olivia Avdis a chance to 'go to the dogs'. Here she tells her story.



*Olivia and colleague, Chunde, take a blood sample for rabies serology*

**In the summer of 2008 I was involved in a short research project on the welfare and health assessment of Tanzanian dogs and its relationship to their immunological response to rabies vaccination.**

I arrived in Tanzania trying to have no expectations and be ready for anything, it was my first visit to Africa. I was joining the carnivore research project team in the Serengeti, who have been leading the rabies vaccination campaign in Tanzania for the past five years.

The trip involved many kilometres on bumpy dirt-tracks and a flight in a very small plane with multiple landings and take-offs on equally bumpy dirt-runways surrounded by giraffes, antelope and primates.

As luck would have it, vets from the Tanzania Wildlife Research Institute were

running a course on wildlife capture for the Tanzanian vet students. I had a few free days before going out to the villages to sample all the dogs, so off we went.

To be honest you don't need to go looking for wildlife in the Serengeti – the animals are absolutely everywhere. You can sit on the porch having breakfast while zebra casually walk past and the baboons sit in the corner eyeing up your toast.

Throughout the wildlife course, the students and professors from Morogoro Vet School really made me feel a part of their group. It was a fantastic experience, they were all great company and we were able to share experiences about being a vet student in different parts of the world.

The course came to an end and it was time to go out to the villages and work with the dogs. The teams set up in the centre

of the village and people come to have their dogs vaccinated. The impact this rabies vaccination campaign has had on the lives of the local people is evident.

Over the past five years the incidence of human rabies has been hugely reduced and the people are extremely grateful for the work that is being done. Evenings were spent at the guest-house spinning down dog bloods and organising test tubes before going out for dinner.

I had an unforgettable experience, met interesting and inspiring people, saw a beautiful country, got up close with African wildlife, and worked with a team that has improved the lives of thousands with their work.

# A VIEW FROM OUTSIDE

Lord Soulsby of Swaffham Prior, member of the School's Development Board and former Dean of Cambridge Veterinary School, reminisces about his time at the Dick.

Having recently received the pamphlet "The Royal (Dick) School of Veterinary Studies: Our vision for the Future" detailing the £100 million development of the Easter Bush Campus, I cast my memory back to when I first came to the Dick.

The autumn of 1943 was a busy one for me. School matriculation results came through later than promised and after a frantic telephone call to the Dick I was instructed to present myself for the first year class as soon as possible with a cheque for fees.

The next task was to find somewhere to live, very much helped by another alumnus Mark Wharton I ended up in Morningside where a Mrs Halliday looked after her "young English gentleman" with pride. She was not so enthusiastic about the gentleman part when she discovered that a group of Dick students played poker on a Sunday evening for money.

Time passed all too quickly as we were occupied with lectures and practicals. Saturday was a special day, rugby in the afternoon, the Southern Bar in the early evening and then the Dick dance in the college. The dances were particularly popular with the ladies from the Domestic Science College in Atholl Crescent.

The student body in those days was an exciting mixture of recent school boys, ex-service men including a General, a Gurkha major, a couple of RAF pilots and five ladies. The ladies were the first female admissions to the Dick; now it is probable women outnumber men.

Five years passed all too quickly but left indelible memories. We were particularly proud of many of our teachers, including Alexander (later Sir) Robertson, Henry Dryer (of milk fever fame), George Boddie (fluorosis) Willie Mitchell (Surgeon and Principal) and of course John Burgess, outstanding surgeon and piper.

Eventually we all passed finals, signed the RCVS Register and went our separate ways, mainly into practice to earn a living.



Lawson Soulsby, second from right, with three other members of the class of 1948 at The Mound in Edinburgh.

In my case after a spell in large animal practice in the Lake District I returned to the Dick to take the Diploma in Veterinary State Medicine.

In the process I was seduced into research. From thence my career led me to the Universities of Bristol, Cambridge and Pennsylvania and then back to Cambridge as Professor of Animal Pathology and Head of the Veterinary School.


On a recent visit to the Dick as Chairman of the Veterinary Research and Education Initiative of DEFRA, I was introduced first hand to the Dick research and education programme. It is with pride and admiration that I view the Dick as an outstanding veterinary school.

I hope to see the development programme keep the Dick in a global leadership position.



# OUR MAN IN AFRICA

The Manichean nature of livestock:  
can we rationalise the conflicting forces of good and evil?



From his base in the Rift Valley of Kenya, *Professor Brian Perry* will be providing regular reports to *Dick Vet News* of issues affecting animal health and livestock development in the developing world

Threshing the teff harvest in the Arsi region of Ethiopia (photo Brian Perry)

**I was in Ethiopia last week, a country of extraordinary livestock resources (estimated populations of 41, 26 and 23 million cattle, sheep and goats, respectively). In the early 1970s, when I first came here, the human population was 28 million. Today a large proportion of Ethiopia's 82 million inhabitants remain desperately poor.**

Travelling through Arsi region last week, some things had certainly changed – a good murrum road, an electricity network under construction, mobile phones everywhere. But the rural people we encountered appeared to be in the same extreme poverty I witnessed almost four decades ago.

Compare that with the Edinburgh I left four decades ago. It has experienced extraordinary increases in prosperity, living standards, health and opportunity, which are incomparable to those of 1970. The continued polarisation of the haves and have-nots in the world is frightening.

My endeavours explore more efficient exploitation of the agricultural resources of developing countries as a tool for economic growth and poverty reduction, but in the livestock sector I find myself straddling two very diverse worlds. In the West the proportion of people earning their

livelihoods from livestock farming is low and falling. And livestock has a bad name – obesity, cancer, zoonotic and food-borne diseases as well as global warming.

In contrast, livestock contributes to the livelihoods of 70% of the world's poor, serving as capital, social and financial assets, sources of protein, safety nets to prevent or mitigate vulnerability, and huge opportunities for raising incomes through marketing livestock commodities. Growing population size, affluence and urbanisation have fuelled a livestock revolution, dramatically increasing the demand for livestock products.

World meat supply is predicted to rise from 218 million tons in 1999 to 376 million in 2030, most serving developing countries, which are embarking on higher meat consumption at much lower levels of GDP than industrialized countries.

But the developing world's livestock revolution is not all good news. There is the prospect of a double whammy of stunting in infancy from malnutrition, obesity in adulthood and premature death from cardiovascular disease. The challenge is therefore to articulate a global policy on livestock development that can address the aspirations of the two contrasting sides of the divided world. How can that be done?

The setting of targets was the approach of the Millennium Development Goals (MDGs), which although far from perfect, has promoted policies and investments designed to achieve ambitious reductions in poverty. Would a set of protein consumption targets for our different global communities help us to think more about how we might achieve them, and what would be the productivity and environmental implications? Should Recommended Dietary Allowances (RDAs) be revisited from a global development context?

The recommended daily allowances of total protein are around 50g, but levels of consumption in developing countries are significantly below these values, and those in developed countries significantly above. And what proportion should be of animal origin in different settings, and why, and what would be the implications of moving towards these targets?


Would such an approach help develop a framework to bring the divided world closer together? Some will dismiss this as just another set of unachievable ideals. But when I contemplate the common denominator between the undernourished of Arsi and the obese of the West, I conclude that something must be done.

# ONE MEDICINE – ONE HEALTH



Sanja Gjenero

Colin Warwick explores whether this concept was in fact a Dick Vet invention and looks at the remarkable life of Sir John McFadyean.



Sir John McFadyean

**'One medicine – one health' is now a commonplace term at veterinary and medical meetings, a product of widespread recognition that diseases and pathogens know no species boundaries.**

A less widely recognised fact, is that one of the first proponents of this view was an alumnus of the Dick Vet, Sir John McFadyean (1853-1941), said to be the most distinguished Veterinary Pathologist of the 20th century.

Born in Galloway, John McFadyean spent five years working on his father's farm before enrolling at the Royal (Dick) Veterinary College, winning several medals and graduating in 1876. He joined the College as an anatomy lecturer whilst undertaking further training in human medicine, and graduated as a physician in 1882.

McFadyean was inspired to study bacteriology and pathology. He made major contributions on causes of diseases of zoonotic importance as well as those of veterinary significance, undertaking the first tuberculin tests on British cattle in 1891. His researches influenced the strong scientific reputation of the journal which he founded in March 1888, the *Journal of Comparative Pathology & Therapeutics*. So influential did the journal become, its contributors achieved fame almost overnight.

In 1892 John McFadyean was appointed Dean and Professor of Pathology & Bacteriology at the London Veterinary College. He immediately set about

reorganising the college, which at that time was in a state of disarray and financial impoverishment. In 1893 he was elected to the Royal College of Veterinary Surgeons and one year later was made Principal of the London Veterinary College (a post he occupied for 30 years).

His research flourished and McFadyean's greatest ambition, a Research Institute in Animal Pathology at the London Veterinary School, was achieved when it opened in 1925. Following his retirement in 1923 it was "decided that three appointments must be made to replace him".

John McFadyean died in 1941 aged 87. The 'rediscovery' in 1984 of the concept of 'one health' is widely attributed to the veterinary epidemiologist Calvin Schwabe who asserted that veterinary medicine is fundamentally a human health activity, and in 2005 the National Research Council of the National Academies of Sciences published a report based on the concept of One Medicine – One Health, firmly establishing the concept as the basis for development of future veterinary curricula.

## STUDENT FUNDRAISING BOARD

For the first time the student body has an official Fundraising Board that has joined forces with the school's Development Board to support School development. The aim is to both raise money and represent the students' views on fundraising.

The first forays into student fundraising were two sessions of bag-packing at local supermarkets in January and February. The first session took place at Scotmid with five students who gave up a Friday evening to help. The second session was at Tesco with a large group of 12 students donating their time on Valentine's Day.

In March, the long standing friendly rivalry between the Dick Vets and the Edinburgh Medics was put to the test with a mixed pub crawl.

October will bring a new event to the Dick Vet social calendar with the creation of an Agricultural Day. The aim of this event will be to provide an opportunity for students to practice their animal handling skills, whilst experiencing another side to animal welfare and management. The students will have the chance to prepare sheep for the show ring, as well as learning the finesse of judging both cattle and sheep.

Monthly bake sales are also a strong possibility to help the sharp minded students keep their focus when studying.

According to student fundraiser Jennifer Chisholm: "The funds from current and planned activities will be used to help purchase various things to enhance the already stellar teaching curriculum."

"We truly believe that with the combined efforts of the Student Fundraising Board and the Development Board, much can be achieved and the Dick Vet's long standing reputation will continue to thrive," she concludes.

# IVSA SYMPOSIUM

Edinburgh and Glasgow welcomed 95 students from 23 different countries at hogmanay this year for the 57th Annual International Veterinary Student Association Symposium. IVSA Edinburgh representative Richard Coates reports.

The event kicked off at the University of Glasgow with a welcome from Professor Stuart Reid, Dean of the Glasgow Veterinary Faculty. This was followed by presentations based on the theme of the event, "Global Animal Welfare". Topics ranged from battery hen cages in Austria to game hunting in South Africa, back to dairy cow lameness in the UK. Guest lecturers from differing fields in the veterinary profession were also invited to share their views on topics such as animals in research and rabies risks.

The students of the Dick Vet ensured that their 'home' city became a huge highlight in the agenda of events. A guided 'photo treasure hunt' tour of the city was devised and the vast majority of the delegates came back to the bus wearing kilts, ready for the formal evening that



*Student merrymaking at the masked ball*

followed – some even managed to raid the local joke shop to paint their face in blue quarters as a tribute to the film 'Braveheart'!

There were also tours of the Easter Bush buildings and the Hospital for Small Animals, whilst also explaining the new five and twenty-year development plans, the oncology suite and the new teaching building currently under construction.

The Symposium was a complete success with solid friendships formed spanning the globe. These links for the future, will enable us to work together globally for the health and welfare of animals and the people that care for and depend upon them.

We look forward to meeting up with our IVSA family once again at the 58th Annual Congress to be held this summer in Poland.

## ARCHIE HUNTER RECEIVES TOP FRENCH AWARD

In recognition of his contribution to veterinary sciences with the publication of his two volume book 'La Santé Animale', 1967 graduate and former member of staff, Archie Hunter, was awarded the Alexandre Liautard Prize by the Academie Veterinaire de France. He received the award – a medal and

certificate – last December on behalf of himself and his co-authors, Gerrit Uilenberg and Christian Meyer.

The book was published in English, also in two volumes, under the title 'Animal Health' in 1996 and in 2000 in Vietnam.

# PRESIDENT'S AWARD TO ALUMNUS

Class of 1960 alumnus, Professor Peter Eyre, was awarded the American Veterinary Medical Association's 'President's Award' at the AVMA annual Convention in New Orleans last year.

It is very rare for an academic to receive this award, which was given to Peter for "having a positive impact on animal, human and public health, veterinary organizations and the profession."

Peter is held in very high esteem internationally and especially in the US, where he is currently Professor and Dean-Emeritus of Veterinary Medicine at Virginia Tech and still teaching two undergraduate courses.

Peter obtained a BVM&S in Veterinary Medicine, followed by BSc and PhD degrees all at the University of Edinburgh.



He has received a number of honours for teaching, research and public service including the Joint Resolution of the House and Senate of Virginia, a rare honour made on the recommendation of

the Virginia General Assembly. Peter lives with his wife Margot on a farm in Virginia with their five dogs and continues to express his loyalty to his alma mater with his car license plate!

# POSTGRADUATE STUDENT RESEARCH DAY

The School's Postgraduate Student Research Day event was held at the Easter Bush Veterinary Centre on Wednesday 1st April 2009. The first such event since The Roslin Institute joined the School, over 80 students were able to take part and the day which provided an excellent snapshot of the diverse areas of research interest.

The day provided an opportunity for final year PhD students to give a short presentation on their research, while students in earlier years of study and Masters students presented posters.

Subjects ranged across a broad spectrum of infectious diseases to cancer research, neuroscience, genomic analysis of disease, animal welfare and epidemiology. The presentations and posters were of a very high standard making the judges' task of deciding the prize winners very difficult.



*Pictured at the awards ceremony, from left: Final year oral presentation first prize – Jennifer Gill; Final year oral presentation second prize – Wandee Kongkaew; Head of School, Professor Elaine Watson; Second year student poster prize – Laura Bailey; First year student poster prize – Katherine Staines. Not pictured: MVetSci/Msc by Research student poster prize – Bryony Waggett*

The day was concluded with a Keynote Lecture from Professor Jim Neil of the Leukaemia Research Fund/Cancer Research UK Molecular Oncology Laboratory, University of Glasgow, entitled 'Retroviruses and cancer genomics: past, present and future.'

Professor Elaine Watson presented the prizes and congratulated all the students on their work, emphasising their valuable contribution to the research in the School and confirming them as excellent ambassadors for the Dick Vet.

# THE EARLY DAYS OF PONY TREKKING AT THE DICK VET

By William T Clark, Class of 1958



**Pony trekking started in Scotland in 1952 at Newtonmore using Highland ponies. The Dick Vet veterinary students' connection with the Exmoor pony herd goes back over fifty years.**

The ponies belonged to a Mrs Speed who kept them on her property in Fife. Her husband, Jimmy, taught Anatomy at the Dick and the Speeds were keen to involve veterinary students in exercising, breaking in and training their ponies.

In 1956 the ponies were moved to a field on Corstorphine Hill, adjacent to the Zoo, and Bary Leek was instrumental in arranging for a number of our class mates to work with the ponies. In those days veterinary students were expected to be able to ride horses.

Week long treks were organised with Melrose Youth Hostel acting as the base. The route for the trek was well chosen, using drove roads and Rights of Way over the Border Hills wherever possible and side roads only when there was no alternative. The treks were quite long, ranging from 12 to 21 miles, covering 81 miles in total for the week.

We then went for a short trek at Melrose so that everyone got to know their pony and how to control it and we set out as early as possible on Monday morning.

At the conclusion of the trek the ponies returned to Mrs Speed in Fife and I received an appreciative letter from her saying that the ponies "had a lean but exceedingly fit appearance and a happy air about them. The ponies, who cannot lie, told me that they were very proud of themselves and had never felt so fit and were ready to tackle any job at any time, anywhere."



Top: Exmoor ponies in the Borders in 1956 Above: William Clark dressed for pony trekking in 1956

## ALUMNI IN THE SPOTLIGHT

Our alumni are all over the world using their expertise in so many ways from animal welfare to ensuring food safety.



Class of 1952

### PETER LESLIE

It was his experience in the Indian Army in World War II that inspired Peter to leave a job in telephones and become a vet.

Peter went to India in 1942 to the Royal Indian Army Service Corps dealing with supplies and transport.

"Although I knew nothing about animals, I had a lot to do with them" he explains. "A Field Butchery in Bangalore, and a Cattle Stock Section in South India where we bought and shipped cattle to Ceylon for British troops."

It was in Bangalore that Peter learned to ride, and transferred to animal

transport. "In 1945 I was put in command of a Bullock Transport Company in Lucknow with three horses. I rode everywhere."

After six years in the Army, and a spell in hospital with TB, Peter finally made it to the Dick Vet in 1947. "I had a great time working and playing, joined the Dramatic Society led by Sidney Jennings and Nick Henderson and won a medal for Animal Nutrition in 1950."

Peter settled in Sheffield in 1955 and has been there ever since.

Class of 1986

### MAGGIE ROBERTS



Maggie Roberts has always loved cats, so it's small wonder she's so enthusiastic about her role as Director of Veterinary Services for Cats Protection.

"I've been involved in feline medicine and welfare in general for a long time," she explains. "I worked for Cats Protection from 1997 to 1999 before going back into private practice. Then in 2006 I rejoined a vastly expanded veterinary service."

Shelter medicine is a growing area and Maggie and her team also provide CPD to help vets deal with cats in large numbers, in terms of health, disease and behaviour.

"We're based in Sussex, where we have a large cattery so we can find room when necessary," she continues. "It's not uncommon to have to remove 50 – 60 cats from one household and recently we received 72 cats in one go through the RSPCA. Sometimes it just started with two unneutered cats!"

"What I like about cats is their total independence," she enthuses, "They're not that far away from their wild state and that I admire."

Like many alumni she describes being at the Dick Vet as one of the happiest times of her life. "It was a fantastic place to be a student, the sense of camaraderie was amazing. It got me into a work hard, play hard mentality that I still have today."



### Class of 1998

## NUALA SUMMERFIELD

"I come from a family of medics but it never occurred to me to become a human doctor," says Nuala Summerfield. "I always wanted to be a vet." After five years at the Dick Vet, Nuala applied successfully for a Thouron Scholarship, to study at the University of Pennsylvania School of Veterinary Medicine.

"I did a one year Equine internship in surgery and medicine," she explains. "During this time I spent six months in the neonatal and intensive care unit which was fascinating. I then did a residency in cardiology, making the switch to small animal practice." Nuala enjoyed living in Philadelphia so much she then stayed on for another year as a lecturer and sat the American Diploma in Cardiology. But one day a phone call from Liverpool University tempted her back across the Atlantic, with an offer to set up the Cardiology Department Unit at Liverpool Small Animal Teaching Hospital.

Having established a busy clinical caseload, a cardiology residency training program and built a large unit practicing non-invasive cardiac surgery, Nuala left Liverpool to do one year of research work at Imperial College in London, but missed the clinics so much she decided to try private practice. She now runs the cardiology service in a multi-disciplinary referral hospital in Surrey, receiving referrals from all over South East England and lives in Kent with her partner, her dog and three cats.

"I really enjoyed my time [at the Dick Vet]," she explains. "It was a good all round training. Sometimes it's only later on, when you're drawing on the training that you realise how good it was!"

### Class of 1993

## ALLAN GUNN

Originally from Zimbabwe, Allan Gunn's first degree was in Agriculture at the University of Natal in South Africa. So what made him enroll at the Dick?

"I think it was the biology in a Vet degree that I found fascinating, along with the process of making diagnoses and finding treatments," he explains speaking from his home in Australia.

"It was very hard work but entertaining and good fun in one of the best cities in the world," he continues.

After finishing at the Dick, he practiced in the UK, before returning to Zimbabwe for large animal practice – mostly commercial cattle farming.

"The tropical diseases were fascinating," he enthuses, adding sadly

"But then Mugabe put paid to all that."

Allan then went to Australia to work on a stud farm with the intention of staying only a year. But there he met his wife who is a Dick Vet 1996 graduate and made a home in Western Australia.

Although now far away, Allan likes to stay in touch with the Dick Vet. "Every so often I have a clinical question and I call and ask one of the specialists," he explains. "I feel lucky to be a part of that network and I'm very lucky to have done the things I've done."

## ADVENTUROUS REUNION

The Class of 1963 have a particularly impressive track record of organising reunions in interesting places, including the Isle of Wight and Paris. This year's reunion has topped them all with a two week event in South East Asia.

The group met up at the Udayana Kingfisher Eco-Lodge in Bali, owned by alumnus Alan Wilson and his wife Meryl. Alan had organised for a cricket match to be played on the first day of the reunion. The match was the final for the most sought after title in Bali cricket – the Dick '63 Reunion Trophy – that was donated by another alumnus, Roger Windsor, in 2003.

The reunion was crammed with fascinating activities and seven flights around the islands. Places visited included an Orang Utan rehabilitation centre, the Satwa Elephant Eco-Lodge and a Rhino Sanctuary.

After two weeks of friendship and camaraderie, all were sad to leave. One couple arrived home and unpacked their bags not realising they had a stowaway. They found their dog barking at a baby cobra the next morning! Thankfully this kind of problem shouldn't present itself next year – the group are meeting in Aberdeenshire.



Back row from left: John Trethewey, Cliff Harding, Tony Stewart, Hugh Cameron, Roger Windsor, David Dobson.  
Front row from left: Chris Schermbrucker (1961), Liana Middleton, Alan Wilson, Anne Schermbrucker, Dick Alexander, John Martin.

## FAREWELL TO BEVERLEY

After nine years of dedicating her time to the alumni of the Dick Vet with events, publications and other duties, Beverley Montgomery has moved on and all at the Dick Vet wish her well for the future.

### Alumni Contacts

The new contact for Alumni is Neil Wilson, neil.wilson@ed.ac.uk or on 0131 650 6261

## AWARD FOR CRICKETING ALUMNUS

Dr Alan Wilson (Class of 1963) has been awarded a prestigious 'Lifetime Service Award' by the ICC East Asia, for his service to cricket in Indonesia. According to a spokesperson for the ICC "Alan is widely attributed as the man who has made cricket what it is today in Indonesia through his perseverance, commitment and generosity."

## HOW TO CONTACT US

We depend on your support to maintain our high standards and fund new developments. You can help us to deliver the future of veterinary medicine. Here's how to contact us –

### Donations and Fundraising

David Rider 0131 650 6241  
Vet.Fundraising@ed.ac.uk.  
www.vet.ed.ac.uk/fundraising/

### Marketing and Alumni

Neil Wilson 0131 650 6261  
neil.wilson@ed.ac.uk

### Hospital for Small Animals

0131 650 7650  
HFSAreception@ed.ac.uk

### Equine Hospital

0131 650 6253  
lah@ed.ac.uk

### Undergraduate Admissions

0131 650 6178  
vetug@ed.ac.uk

### Postgraduate Admissions

0131 650 6287  
vetpgresearch@ed.ac.uk

Or visit our website at [www.vet.ed.ac.uk](http://www.vet.ed.ac.uk)

## ERRATA

*Dick Vet News* would like to apologise for the following errors in the Autumn 2008 edition:

Hugh Cran Ross is in fact Hugh Ross Cran and Nick Bommer's correct title is Small Animal Practice Clinician.

## DATES FOR YOUR DIARY 2009

### Doors Open Day

Saturday 12 September 2009  
Join us for a tour of our  
Hospital for Small Animals

### The William Dick Memorial Lecture

Professor Richard Leakey  
The Assembly Hall,  
New College, Edinburgh  
Friday 18 September 2009

### Annual Alumni Reunion

Saturday 19 September 2009  
Edinburgh  
Graduates of years  
ending in '4' or '9'

### Veterinary Defence Society Recent Graduate Reunion

Seminar Edinburgh Program  
for 2008 Graduates  
Saturday 5th December 2009.  
Contact the VDS on 01565  
652737 for further details