

Equine Veterinary Services

Equine Soft Tissue Surgery



THE UNIVERSITY of EDINBURGH
The Royal (Dick) School
of Veterinary Studies

Welcome to the Equine Soft Tissue Surgery Service

The Soft Tissue Surgery Service at the Dick Vet Equine Hospital is composed of our boarded specialists in surgery and dentistry.

Referral to the Soft Tissue Service is easy and quick, either by a phone call or email to our equine reception. While your horse is in our care, we provide regular updates to the owner and referring vet. We work with you to provide the best care for the patients, owners and referring vets.

Equine Soft Tissue Surgery

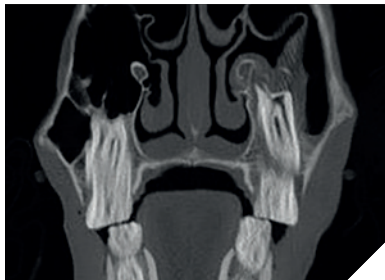
Head and Neck Surgery

The Dick Vet Equine Hospital is internationally recognised for its expertise in head and neck surgery, including dentistry, sinus and upper airway surgery. It has been at the forefront of clinical research and developments in these fields. Common reasons for dental referral are: dental fractures; complex extractions; diastema; oro-sinus fistulas; infundibular cavity restoration; and sinus disorders. Access to our two standing CTs allows accurate imaging of the head region and facilitates accurate diagnosis and treatment.

We offer dynamic overground endoscopy to observe the airway during exercise in race and sport horses, which improves diagnosis of upper airway disorders. This is coupled with our extensive experience and expertise in surgical treatments of the upper airways such as traditional and transendoscopic laser 'Hobday' operations, tiebacks and tie forwards. Many of these surgeries can now be accomplished under standing sedation, thereby maximising the outcome.



Standing Head CT



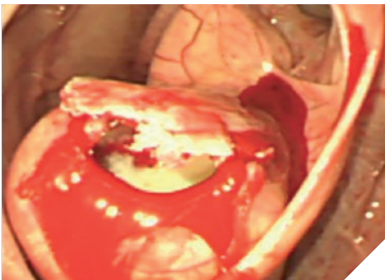
CT showing apical infection

Advanced techniques

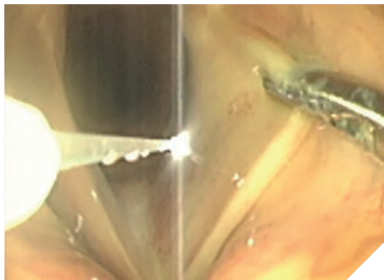
The Soft Tissue Surgery Service offers the latest treatments in skin tumours and minimally invasive surgery.

- Laser surgery for sarcoids
- Local chemotherapy for sarcoids
- Treatment of other skin tumours
- Standing laparoscopic removal of the ovaries and intra-abdominal testes
- Standing closure of the nephrosplenic space
- Colic surgery or exploratory laparotomy

Cutting edge technology, funded through generous donations, helps keeps the soft tissue service at the very forefront of care for our equine patients.



Sinoscopic fenestration of maxillary septal bulla



Laser vocalcordectomy

Our aim is for excellence in clinical care and to offer patients, clients and vets the best possible service.



The Dick Vet Equine Hospital

The Royal (Dick) School of Veterinary Studies
The University of Edinburgh
Easter Bush Campus
Midlothian EH25 9RG

telephone 0131 650 6253
fax 0131 650 8824
email EQH@ed.ac.uk
www.DickVetEquine.com



1. Veterinary Teaching Building
2. Community Garden
3. The Hospital for Small Animals and Riddell-Swan Veterinary Cancer Centre
4. The Bumstead Building
5. Campus Service Centre

6. The Roslin Institute
7. The Greenwood Building
8. Campus Hub and Roslin Innovation Centre
9. Farm Animal Practice
10. Equine Hospital and Practice
11. Farm Animal Hospital

The Power of Three: The unique offering of Excellence in Clinical, Teaching and Research make up the three pillars of The Royal (Dick) School of Veterinary Studies.

As part of The University of Edinburgh, the Dick Vet Equine Practice is a not-for-profit organisation.