



Alien Babies

Secondary Worksheet


Flip a coin and circle the result for each facial feature for Zarcon and Khrelan.




Skin
Face shape
Blue spots
Antenna
Eye number
Nose
Mouth
















Zarcon 's genes	
Head	Tail
S	s
f	f
b	b
A	a
e	e
N	N
m	M

Khrelan's genes	
Head	Tail
s	s
f	F
B	b
A	a
e	E
n	n
M	m

Step 1. Put the circled result from  in the table below.

Step 2. Put the circled result from  in the table below.

Step 3. The dominant (capital-letter) version of the gene is STRONGER and has dominance over the small-letter version. Use the chart below to find out what the baby would look like!

Gene from Zarcon 	Gene from Khrelan 		Dominant (SS or Ss for skin) (FF or Ff for face shape) (BB or Bb for spots) ... so on	Recessive (ss for skin) (ff for face shape) (bb for spots) ... so on
		Skin		
		Face shape	 or 	 or 
		Blue spots		No spots
		Antenna		
		Eye number		
		Nose		
		Mouth	